

**LEMBAR**  
**HASIL PENILAIAN SEJAWAT SEBIDANG ATAU PEER REVIEW**  
**KARYA ILMIAH: JURNAL INTERNASIONAL**

Judul Jurnal Ilmiah (Artikel) : Antifungal activities of the rhizome extract of five member *Zingiberaceae* against *Candida albicans* and *Trichophyton rubrum*

Nama Penulis : 1. Muhammad Evy Prastiyanto, 2. Ni'matur Rohmah, Lesita Efendi, 3. Rahmatia Arifin, Fandhi Adi Wardoyo, 4. Wildiani Wilson, 5. Ana Hidayati Mukaromah, 6. Sri Sinto Dewi, 7. **Sri Darmawati**

Jumlah Penulis : 7 (Tujuh) orang

Status Pengusul : ~~penulis pertama~~ / penulis ke-7 / ~~penulis korespondensi\*\*~~

Identitas Jurnal Ilmiah : a. Nama Jurnal : Biodiversitas  
b. Nomor ISSN : 2085-4722  
c. Volume, nomor, bulan, tahun: Vol 22, 3, Maret 2021  
d. Penerbit : Society for Indonesian Biodiversity  
e. DOI artikel (Jika ada) : 10.13057/biodiv/d220355  
f. Terindeks di : Scopus

Kategori Publikasi Jurnal Ilmiah:  Jurnal Ilmiah Internasional bereputasi (terindeks pada database internasional bereputasi dan berfaktor dampak)  
 Jurnal Ilmiah Internasional terindeks pada database internasional bereputasi  
 Jurnal Ilmiah Internasional terindeks pada database internasional diluar kategori bereputasi

Hasil Penilaian *Peer Review* :

Komponen • Yang Dinilai	Nilai Maksimal Jurnal Ilmiah			Nilai Yang Diperoleh
	Internasional Bereputasi dan berfaktor dampak	Internasional terindeks database internasional bereputasi	Internasional terindeks pada database internasional diluar kategori bereputasi	
a. Kelengkapan unsur isi Artikel (10%)	<input checked="" type="checkbox"/> 4,0	<input type="checkbox"/> 3,0	<input type="checkbox"/> 2,0	3,8
b. Ruang lingkup dan kedalaman pembahasan (30%)	12,0	9,0	6,0	10,0
c. Kecukupan dan kemutakhiran data/informasi dan metodologi (30%)	12,0	9,0	6,0	10,0
d. Kelengkapan unsur dan kualitas terbitan/jurnal (30%)	12,0	9,0	6,0	10,0
<b>Total = (100%)</b>	<b>40</b>	<b>30</b>	<b>20</b>	<b>33,8</b>
<b>Nilai Pengusul</b>	$0,067 \% \times 33,8 = 2,26$			<b>2,26</b>
<b>Nilai rata-rata Reviewer 1 dan 2</b>	$2,26 + 2,49 = 4,75/2 = 2,38$			<b>2,38</b>

Catatan Penilaian oleh Reviewer 1 :

- Kesesuaian dan kelengkapan unsur isi jurnal:** Penulisan sesuai aturan yang ada (Title, Introduction, Materials and methods, Results and Discussion, Acknowledgement, References). Substansi sesuai bidang ilmu pengusul. Penulis ke 7 dari 7 Penulis (skor= 3,80).
- Ruang lingkup dan kedalaman pembahasan:** Substansi artikel sesuai dengan ruang lingkup jurnal (Biodiversitas). Kedalaman pembahasan hasil baik karena sudah melibatkan 11 dari 55 bh rujukan. Turnitin >20% (skor= 10,00).
- Kecukupan dan kemutakhiran data/informasi dan metodologi:** Data-data hasil penelitian sudah menunjukkan ada kebaruan informasi. Dari 55 buah rujukannya, terdapat 47 buah pustaka acuan yang mutakhir (kurang dari 10 th terakhir). Sebanyak 50 dari 55 pustaka berupa Jurnal, (menunjukkan proses review dan kecukupan pustaka sudah memenuhi) (skor = 10,00).
- Kelengkapan unsur dan kualitas terbitan:** Jurnal Internasional Bereputasi (Editorial board lebih dari 5 negara, ISSN 2085-4722 terindeks di Scopus/SJR=0.26 /Q3, H-Index 14, proses editorial sudah sempurna) (skor= 10,00).

Yogyakarta,  
 Oktober 2021  
 Reviewer 1



**Prof. Dr. Suwarno Hadisusanto, SU**  
 NIP/NIDN. : 19541116 19830331002/0016115402  
 Unit kerja : Universitas Gadjah Mada Yogyakarta

Prosentase Angka Kredit Penulis untuk:

- **Jurnal dan Prosiding:**
  1. Penulis Pertama sekaligus korespondensi = 60%
  2. Terdiri dari : Penulis pertama; Korespondensi; Pendamping = 40%, 40%, 20%
  3. Terdiri dari: Penulis Pertama, Korespondensi = 50%, 50%
- **Karya Ilmiah lain:** Penulis Pertama; Pendamping = 60%,



**LEMBAR**  
**HASIL PENILAIAN SEJAWAT SEBIDANG ATAU PEER REVIEW**  
**KARYA ILMIAH: JURNAL INTERNASIONAL**

Judul Jurnal Ilmiah (Artikel) : Antifungal activities of the rhizome extract of five member *Zingiberaceae* against *Candida albicans* and *Trichophyton rubrum*

Nama Penulis : 1. Muhammad Evy Prastiyanto, 2. Ni' matur Rohmah, Lesita Efendi, 3. Rahmatia Arifin, Fandhi Adi Wardoyo, 4. Wildiani Wilson, 5. Ana Hidayati Mukaromah, 6. Sri Sinto Dewi, 7. **Sri Darmawati**

Jumlah Penulis : 7 (Tujuh) orang

Status Pengusul : ~~penulis pertama~~ / penulis ke-7 / ~~penulis korespondensi\*\*~~

Identitas Jurnal Ilmiah : a. Nama Jurnal : Biodiversitas  
 b. Nomor ISSN : 2085-4722  
 c. Volume, nomor, bulan, tahun: Vol 22, 3, Maret 2021  
 d. Penerbit : Society for Indonesian Biodiversity  
 e. DOI artikel (Jika ada) : 10.13057/biodiv/d220355  
 f. Terindeks di : Scopus

Kategori Publikasi Jurnal Ilmiah:  Jurnal Ilmiah Internasional bereputasi (terindeks pada database internasional bereputasi dan berfaktor dampak)  
 Jurnal Ilmiah Internasional terindeks pada database internasional bereputasi  
 Jurnal Ilmiah Internasional terindeks pada database internasional diluar kategori bereputasi

Hasil Penilaian *Peer Review* :

Komponen Yang Dinilai	Nilai Maksimal Jurnal Ilmiah			Nilai Yang Diperoleh
	Internasional Bereputasi dan berfaktor dampak <input checked="" type="checkbox"/>	Internasional terindeks database internasional bereputasi <input type="checkbox"/>	Internasional terindeks pada database internasional ditinjau kategori bereputasi <input type="checkbox"/>	
a. Kelengkapan unsur isi Artikel (10%)	4,0			4,0
b. Ruang lingkup dan kedalaman pembahasan (30%)	12,0			11,1
c. Kecukupan dan kemutakhiran data/informasi dan metodologi (30%)	12,0			12,0
d. Kelengkapan unsur dan kualitas terbitan/jurnal (30%)	12,0			10,2
<b>Total = (100%)</b>	<b>40</b>			<b>37,3</b>
<b>Nilai Pengusul</b>	$(40 \% \times 37,3)/6 = 2,49$			<b>2,49</b>
<b>Nilai rata-rata Reviewer 1 dan 2</b>				

Catatan Penilaian oleh Reviewer 2 :

- 1. Kesesuaian dan kelengkapan unsur isi jurnal:** Penulis sudah sesuai dengan "Guide for Author" (Title, Introduction, Materials and methods, Results and Discussion, Acknowledgement, References) dengan sistem Author. Substansi artikel sesuai dan terkait bidang ilmu pengusul/penulis pertama (Mikrobiologi/Bioteknologi). Format lengkap, Struktur penulisan saling gayut (skor=4,00).
- 2. Ruang lingkup dan kedalaman pembahasan:** Substansi artikel sesuai dengan ruang lingkup jurnal (Biodiversitas). Kedalaman pembahasan cukup baik (11 dari 55 bh rujukannya dilibatkan dalam proses membahas hasil) (skor= 11,10).
- 3. Kecukupan dan kemutakhiran data/informasi dan metodologi:** Data-data hasil penelitian sudah menunjukkan ada kebaruan informasi. Dari 55 buah rujukannya, terdapat 47 buah pustaka acuan yang mutakhir (kurang dari 10 th terakhir). Sebanyak 50 dari 55 pustaka berupa Jurnal, (menunjukkan proses review dan kecukupan pustaka sudah memenuhi) (skor = 12,00).
- 4. Kelengkapan unsur dan kualitas terbitan:** Jurnal ini tergolong J. Internasional Bereputasi (Editorial board lebih dari 5 negara, ISSN 2085-4722 terindeks di Scopus/SJR=0.26 /Q3, H-Index 1, proses editorial baik namun ada penulisan nama latin dalam daftar pustaka belum memenuhi kaidah di halaman 5 (skor= 10,20).

Semarang,  
 Reviewer 2

Prof. Dr. Hermi Pancasakti Kusumaningrum, S.Si, M.Si  
 NIP/NIDN: 197002081994032001/0008027003  
 Unit kerja: Fak. Sains dan Matematika UNDIP  
 Jab. Fungsional : Guru Besar  
 Bidang Ilmu : Biologi

Presentase Angka Kredit Penulis untuk:

- **Jurnal dan Prosiding:**
  1. Penulis Pertama sekaligus korespondensi = 60%
  2. Terdiri dari : Penulis pertama; Korespondensi; Pendamping = 40%, 40%, 20%
  3. Terdiri dari: Penulis Pertama, Korespondensi = 50%, 50%
- **Karya Ilmiah lain:** Penulis Pertama; Pendamping = 60%,



This author profile is generated by Scopus Learn more

# Darmawati, Sri

📍 Universitas Muhammadiyah Semarang, Semarang, Indonesia Show all author info

📄 57195936353 ⓘ Connect to ORCID

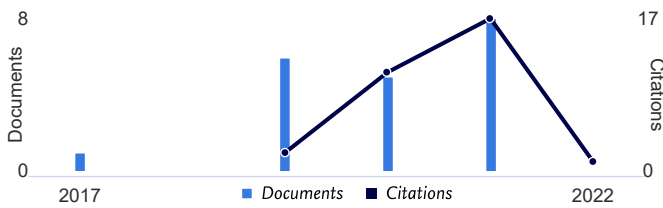
👤 Is this you? Connect to Mendeley account

Edit profile Set alert Potential author matches Export to SciVal

## Metrics overview

- 20 Documents by author
- 31 Citations by 24 documents
- 3 *h*-index: [View \*h\*-graph](#)

## Document & citation trends



[Analyze author output](#) [Citation overview](#)

## Most contributed Topics 2016–2020 ⓘ

**Plasma Jets; Atmospheric Pressure; Reactive Nitrogen Species**

4 documents

**Meat Tenderness; Longissimus Muscle; Tenderizing**

1 document

**Tuberculosis; Antiretroviral Therapy; Human Immunodeficiency Virus 1**

1 document

[View all Topics](#)

20 Documents Cited by 24 Documents 0 Preprints <sup>New</sup> 80 Co-Authors Topics  
 0 Awarded grants

[Export all](#) [Add all to list](#)

Sort by Date (newest) ▼

> [View list in search results format](#)

Conference Paper • [Open access](#)

> [View references](#)

Potential of fibrinolytic protease enzyme from tissue of sand sea cucumber (*Holothuria scabra*) as thrombolysis agent

Hidayati, N., Fuad, H., Munandar, H., ...Darmawati, S., Ethica, S.N.

*IOP Conference Series: Earth and Environmental Science*, 2021, 743(1), 012007

[Show abstract](#) ▼ [View at Publisher](#) ↗ [Related documents](#)

0

Citations

Conference Paper • [Open access](#)

[< Back to results](#) | 1 of 1
[↗ Export](#)
[↓ Download](#)
[🖨 Print](#)
[✉ E-mail](#)
[📄 Save to PDF](#)
[☆ Add to List](#)
[More... >](#)
[Biodiversitas](#) • [Open Access](#) • Volume 22, Issue 3, Pages 1509 - 1513 • 2021
**Document type**Article • [Gold Open Access](#)**Source type**

Journal

**ISSN**

1412033X

**DOI**

10.13057/BIODIV/D220355

[View more](#) ▾

## Antifungal activities of the rhizome extract of five member zingiberaceae against candida albicans and trichophyton rubrum

[Prastiyanto M.E.<sup>a</sup>](#), [Rohmah N.<sup>a</sup>](#), [Efendi L.<sup>a</sup>](#), [Arifin R.<sup>a</sup>](#), [Wardoyo F.A.<sup>a</sup>](#) [✉](#), [Wilson W.<sup>a</sup>](#), [Mukaromah A.H.<sup>a</sup>](#), [Dewi S.S.<sup>a</sup>](#), [Darmawati S.<sup>a</sup>](#)
[📄 Save all to author list](#)
<sup>a</sup> Departement of Medical Laboratory Technology, Faculty of Nursing and Health Science, Universitas Muhammadiyah Semarang, Jl. Kedungmudu Raya 18, Semarang, Central Java, 50273, Indonesia

2

Citations in Scopus

8

Views count [?](#)[View all metrics >](#)[📄 View PDF](#) [Full text options](#) ▾**Abstract**

Author keywords

Reaxys Chemistry database information

SciVal Topics

Metrics

**Abstract**

Fungal infections have now become serious health issues. One of the strategies to avoid the problems of fungal infections is by using natural product from plants that are effective against many human pathogenic fungi. The study portrayed the use of the extracts of plant rhizomes as the alternatives to fight against number of human pathogenic fungi. This research aimed to investigate the antifungal activities of crude ethanol extract of five member of the family Zingiberaceae (*Curcuma longa*, *Alpinia galanga*, *Zingiber officinale* var. *rubrum*, *Zingiber officinale* var. *officinatum* and *Zingiber officinale* var. *amarum*), which are widely used as folk medicines against *Candida albicans* and *Trichophyton rubrum*. Crude ethanol extracts of five members of Zingiberaceae were evaluated for their antifungal activities and the results were calculated based on the zones of inhibition using the diffusion method. The

**Cited by 2 documents**

In vitro antibacterial activities of crude extracts of nine plants on multidrug resistance bacterial isolates of wound infections

Prastiyanto, M.E. , Dewi, N.M.B.A. , Pratiningtias, T.D. (2021) *Biodiversitas*

Seeds extract of three artocarpus species: Their in-vitro antibacterial activities against multidrug-resistant (mdr) escherichia coli isolates from urinary tract infections (utis)

Prastiyanto, M.E. (2021) *Biodiversitas*

[View all 2 citing documents](#)

Inform me when this document is cited in Scopus:

[Set citation alert >](#)**Related documents**

Reply to the comment from Narang et al. on recalcitrant dermatophytosis

Saunte, D.M.L. , Hay, R.J. (2019) *Journal of the European Academy of Dermatology and Venereology*

Should we administer antifungal drugs before the diagnosis of invasive fungal infection in non-neutropenic critically ill patients?

Cortegiani, A. , Russotto, V. , Raineri, S.M. (2016) *Turk Anesteziyoloji ve Reanimasyon Dernegi Dergisi*

Antifungal agents for invasive candidiasis in non-neutropenic critically ill adults: What do the guidelines recommend?


Wang, Y. , McGuire, T.M. , Hollingworth, S.A. (2019) *International Journal of Infectious Diseases*

[View all related documents based on references](#)

Find more related documents in Scopus based on:

[Authors >](#) [Keywords >](#)

# Current Issue



(<https://smujo.id/biodiv/issue/view/324>)

Vol. 23 No. 1 (2022)

[View All Issues \(https://smujo.id/biodiv/issue/archive\)](https://smujo.id/biodiv/issue/archive)

Online [biodiversitas.mipa.uns.ac.id](https://biodiversitas.mipa.uns.ac.id), [smujo.id/biodiv](https://smujo.id/biodiv) (<https://smujo.id/biodiv/>)

ISSN: 1412-033X, E-ISSN: 2085-4722

Publisher: Society for Indonesian Biodiversity

Co-publisher: Department of Biology, FMNS, Universitas Sebelas Maret Surakarta

First Publication: 2000

Period of issuance: Starting on January 1, 2019, Biodiversitas issued monthly

**Aims and Scope** *Biodiversitas, Journal of Biological Diversity* or abbreviated as *Biodiversitas* encourages submission of manuscripts dealing with all biodiversity aspects of plants, animals and microbes at the level of the gene, species, and ecosystem as well as ethnobiology.

**Article types** The journal seeks original full-length research papers, reviews, and short communication. Manuscript of original research should be written in no more than 8,000 words (including tables and figures), or proportional with articles in this publication number. Review articles will be accommodated, while, short communication should be written at least 2,000 words, except for pre-study.



# Editorial Team

## EDITOR-IN-CHIEF:

Sutarno (<https://www.scopus.com/authid/detail.uri?authorId=36940489100>)

## EDITORIAL MEMBERS:

English Editors: Graham Eagleton ([grahameagleton@gmail.com](mailto:grahameagleton@gmail.com))

English Editors: Suranto (<http://scholar.google.co.id/citations?user=M7F6OFvtsIIC&hl=zh-TW>)  
([surantouns@gmail.com](mailto:surantouns@gmail.com))

Technical Editors: Solichatun ([solichatun\\_s@yahoo.com](mailto:solichatun_s@yahoo.com))

Technical Editors: Artini Pangastuti (<https://www.scopus.com/authid/detail.uri?authorId=56499336500>) ([pangastuti\\_tutut@yahoo.co.id](mailto:pangastuti_tutut@yahoo.co.id))

Distribution & Marketing: Rita Rakhmawati ([oktia@yahoo.com](mailto:oktia@yahoo.com))

Webmaster: Ari Pitoyo (<https://www.scopus.com/authid/detail.uri?authorId=56868648100>)  
([aripitoyo@yahoo.co.id](mailto:aripitoyo@yahoo.co.id))

## MANAGING EDITOR:

Ahmad Dwi Setyawan (<https://www.scopus.com/authid/detail.uri?authorId=56499036300>)  
([unsjournals@gmail.com](mailto:unsjournals@gmail.com))

## EDITORIAL BOARD:

Abd Fattah N. Abd Rabou (<http://scholar.google.co.id/citations?user=PWxjW9QAAAAJ&hl=zh-TW>),  
Islamic University of Gaza, **Palestine**

Agnieszka B. Najda (<http://www.scopus.com/authid/detail.uri?authorId=56003169600>), University  
of Life Sciences in Lublin, Lublin, **Poland**

Ajay Kumar Gautam (<https://www.scopus.com/authid/detail.uri?authorId=36140953200>), Abhilashi  
University Mandi, Himachal Pradesh, **India**

Alan J. Lymbery (<http://www.scopus.com/authid/detail.url?authorId=7005135616>), Murdoch  
University, Perth, **Australia**

Bambang Hero Saharjo (<http://www.scopus.com/authid/detail.url?authorId=6602390007>), Institut  
Pertanian Bogor, Bogor, Indonesia

Daiane H. Nunes (<http://www.scopus.com/authid/detail.url?authorId=15122716800>), State University of Londrina, Londrina, Brazil

Darlina Md. Naim (<https://www.scopus.com/authid/detail.uri?authorId=26531487400>), University Sains Malaysia, Penang, Malaysia

Ghulam Hassan Dar (<http://www.scopus.com/authid/detail.url?authorId=6701564532>), Sher-e-Kashmir University of Agricultural Sciences and Technology of Kashmir, Srinagar, India

Hassan Pourbabaei (<http://www.scopus.com/authid/detail.url?authorId=14013797600>), University of Guilan, Somehsara, Guilan, Iran

Joko Ridho Witono (<http://www.scopus.com/authid/detail.url?authorId=19436718100>), Center for Plant Conservation-Bogor Botanic Gardens, Indonesian Institute of Sciences, Bogor, Indonesia

Kartika Dewi (<https://www.scopus.com/authid/detail.uri?authorId=57212012417>), Research Center for Biology, Indonesian Institute of Sciences, Cibinong, Bogor, Indonesia

Katsuhiko Kondo (<http://www.scopus.com/authid/detail.url?authorId=55565843700>), University of Missouri, Columbia, USA

Kusumadewi Sri Yulita (<https://www.scopus.com/authid/detail.uri?authorId=10938890500>), Research Center for Biology, Indonesian Institute of Sciences, Cibinong, Bogor, Indonesia

Livia Wanntorp (<http://www.scopus.com/authid/detail.url?authorId=6602639027>), Naturhistoriska riksmuseet, Stockholm, Sweden

M. Jayakara Bhandary (<http://www.scopus.com/authid/detail.url?authorId=6507689393>), Government Arts and Science College, Karwar, Karnataka, India

Mahdi Reyahi-Khoram (<https://www.scopus.com/authid/detail.uri?authorId=15132478500>), Islamic Azad University (Hamadan Branch), Hamadan, Iran

Mahendra Kumar Rai (<http://www.scopus.com/authid/detail.url?authorId=35494108800>), SGB Amravati University, Maharashtra, India

Mahesh K. Adhikari (<http://www.scopus.com/authid/detail.url?authorId=56082171700>), Adhikari Niwas, Kathmandu, Nepal

Maria Panitsa (<https://www.scopus.com/authid/detail.uri?authorId=6506787287>), University of Patras, Agrinio, Greece

Mochamad A. Soendjoto (<http://pin.primate.wisc.edu/idp/wdp/entry/4689>), Lambung Mangkurat University, Banjarbaru, Indonesia

Mohamed M.M. Najim (<https://www.scopus.com/authid/detail.uri?authorId=7004047112>), University of Kelaniya, Kelaniya, Sri Lanka

Mohib A. Shah (<http://www.scopus.com/authid/detail.url?authorId=46661953800>), Nepean Telehealth Technology Centre, Sydney, Australia

Nurhasanah (<https://www.scopus.com/authid/detail.uri?authorId=57113544300>), Universitas Mulawarman, Samarinda, Indonesia

Praptiwi (<https://www.scopus.com/authid/detail.uri?authorId=57196436064>), Research Center for Biology, Indonesian Institute of Sciences, Cibinong, Bogor, Indonesia

Rasool B.Tareen (<http://www.scopus.com/authid/detail.url?authorId=6602826587>), University of Balochistan, Quetta, Pakistan

Seyed Aliakbar Hedayati (<https://www.scopus.com/authid/detail.uri?authorId=35226481400>), Gorgan University of Agricultural Sciences and Natural Resources, Iran

Seyed Mehdi Talebi (<https://www.scopus.com/authid/detail.uri?authorId=36544483000>), Arak University, Iran

Shahabuddin (<http://www.scopus.com/authid/detail.url?authorId=8138666500>), Universitas Tadulako, Palu, Indonesia

Shahir Shamsir (<https://www.scopus.com/authid/detail.uri?authorId=8265592000>), Universiti Teknologi Malaysia, Skudai, Malaysia

Shri Kant Tripathi, (<https://www.scopus.com/authid/detail.uri?authorId=7202858879>) Mizoram University, Aizwal, India

Sugeng Budiharta (<https://www.scopus.com/authid/detail.uri?authorId=53871032400>), Purwodadi Botanic Gardens, Indonesian Institute of Sciences, Pasuruan, Indonesia

Subash C. Santra (<https://www.scopus.com/authid/detail.uri?authorId=7006693521>), University of Kalyani, India

Sugiyarto (<http://scholar.google.co.id/citations?user=EiDmH1YAAAAJ&hl=id&cstart=0&pagesize=20>), Universitas Sebelas Maret, Surakarta, Central Java, Indonesia

Taufiq Purna Nugraha (<https://www.scopus.com/authid/detail.uri?authorId=57191611489>), Research Center for Biology, Indonesian Institute of Sciences, Cibinong, Bogor, Indonesia

Yosep S. Mau (<https://www.scopus.com/authid/detail.uri?authorId=13105825100>), Universitas Nusa Cendana, Kupang, Indonesia

## Information

For Readers (<https://smujo.id/biodiv/information/readers>)

For Authors (<https://smujo.id/biodiv/information/authors>)

For Librarians (<https://smujo.id/biodiv/information/librarians>)

### Journals List

Biodiversitas Journal of Biological Diversity (<https://smujo.id/biodiv>)


Nusantara Bioscience (<https://smujo.id/nb>)

Prosiding Seminar Nasional Masyarakat Biodiversitas Indonesia (<https://smujo.id/psnmbi>)

Asian Journal of Agriculture (<https://smujo.id/aja>)

Asian Journal of Ethnobiology (<https://smujo.id/aje>)





(<https://smujo.id/biodiv/issue/view/290>)

**Vol. 22 No. 3 (2021)**

## Full Issue

Front Cover (<https://smujo.id/biodiv/issue/view/290/142>)

## Articles

Morphological, molecular and resistance responses to soft-rot disease variability among plantlets of *Phalaenopsis amabilis* regenerated from irradiated protocorms (<https://smujo.id/biodiv/article/view/7190>)

HALIDA ADISTYA PUTRI, AGUS PURWITO, SUDARSONO, DEWI SUKMA

PDF (<https://smujo.id/biodiv/article/view/7190/4610>)

Agronomic characters, genetic and phenotypic diversity coefficients, and heritability of 12 genotypes of rice  
(<https://smujo.id/biodiv/article/view/7147>)

JAENUDIN KARTAHADIMAJA, SETYO DWI UTOMO, ERWIN YULIADI, ABDUL KADIR SALAM, WARSONO, ANUNG WAHYUDI

PDF (<https://smujo.id/biodiv/article/view/7147/4611>)

Short Communication: A comparison of stand structure, species diversity and aboveground biomass between natural and planted mangroves in Sikka, East Nusa Tenggara, Indonesia  
(<https://smujo.id/biodiv/article/view/7807>)

JERIELS MATATULA, AHMAD YUSUF AFANDI, PANDU YUDHA ADI PUTRA WIRABUANA

PDF (<https://smujo.id/biodiv/article/view/7807/4612>)

The potency of actinomycetes extracts isolated from Pramuka Island, Jakarta, Indonesia as antimicrobial agents  
(<https://smujo.id/biodiv/article/view/5964>)

SETIAWATI SETIAWATI, TITIK NURYASTUTI, ETI NURWENING SHOLIKHAH, PUSPITA LISDIYANTI, SYILVIA UTAMI TUNJUNG PRATIWI, TRI RATNA SULISTYANI, SHANTI RATNAKOMALA; JUMINA, MUSTOFA

PDF (<https://smujo.id/biodiv/article/view/5964/4613>)

Breed and age effects on concentration of adiponectin and reproductive performance in Anglo Nubian, Etawah grade and its crossbred bucks  
(<https://smujo.id/biodiv/article/view/7431>)

HAFIZUDDIN, NI WAYAN KURNIANI KARJA, LISA PRAHARANI, MOHAMAD AGUS SETIADI

PDF (<https://smujo.id/biodiv/article/view/7431/4620>)

The genus *Dolichandrone* (Fenzl.) Seem. (Bignoniaceae) in Thailand  
(<https://smujo.id/biodiv/article/view/7732>)

WEEREESA BOONTHASAK, CHATCHAI NGERNSAENGSARUAY

PDF (<https://smujo.id/biodiv/article/view/7732/4618>)

Diversity of endophytic fungi in *Syzygium aqueum*  
(<https://smujo.id/biodiv/article/view/6958>)

UMMI H. HABISUKAN, ELFITA, HARY WIDJAJANTI, ARUM SETIAWAN, ALFIA R. KURNIAWATI

PDF (<https://smujo.id/biodiv/article/view/6958/4621>)

Genetic diversity in seedling populations of *Dipterocarpus gracilis* in

PDF (<https://smujo.id/biodiv/article/view/7205/4672>)

Identification of marine sponges-symbiotic bacteria and their application in degrading polycyclic aromatic hydrocarbons  
(<https://smujo.id/biodiv/article/view/7346>)

ISMAIL MARZUKI, MUDYAWATI KAMARUDDIN, RASHEED AHMAD

PDF (<https://smujo.id/biodiv/article/view/7346/4673>)

Mangrove ecosystem in North Sumatran (Indonesia) forests serves as a suitable habitat for mud crabs (*Scylla serrata* and *S. olivacea*)  
(<https://smujo.id/biodiv/article/view/7778>)

RIKA KARNIATI, NURDIN SULISTİYONO, RIZKA AMELIA, BEJO SLAMET, YUNTHA BIMANTARA, MOHAMMAD BASYUNI

PDF (<https://smujo.id/biodiv/article/view/7778/4674>)

Estimation of Above Ground Biomass and carbon stocks of *Tectona grandis* and *Gmelina arborea* stands in Gorontalo Province, Indonesia  
(<https://smujo.id/biodiv/article/view/7790>)

YOSEP RUSLIM, DAUD SANDALAYUK, ROCHADI KRISTININGRUM, ANDI SAHRI ALAM

PDF (<https://smujo.id/biodiv/article/view/7790/4675>)

Antifungal activities of the rhizome extract of five member Zingiberaceae against *Candida albicans* and *Trichophyton rubrum*  
(<https://smujo.id/biodiv/article/view/7217>)

MUHAMMAD EVY PRASTIYANTO, NI'MATUR ROHMAH, LESITA EFENDI, RAHMATIA ARIFIN, FANDHI ADI WARDOYO, WILDIANI WILSON, ANA HIDAYATI MUKAROMAH, SRI SINTO DEWI, SRI DARMAWATI

PDF (<https://smujo.id/biodiv/article/view/7217/4676>)


Surface ultrastructure of *Blastocystis* sp. isolated from cattle  
(<https://smujo.id/biodiv/article/view/7553>)

NI KOMANG APRILINA WIDISUPUTRI, NUNUK DYAH RETNO LASTUTI, ENDANG SUPRIHATI, POEDJI HASTUTIEK, HANI PLUMERIASTUTI, MUFASIRIN, HENI PUSPITASARI, LUCIA TRI SUWANTI

PDF (<https://smujo.id/biodiv/article/view/7553/4677>)

Indigenous *Streptomyces* spp. isolated from *Cyperus rotundus* rhizosphere indicate high mercuric reductase activity as a potential

# The genus *Dolichandrone* (Fenzl.) Seem. (Bignoniaceae) in Thailand



(<https://smujo.id/biodiv/issue/view/290>)

PDF (<https://smujo.id/biodiv/article/view/7732/4618>)

DOI <https://doi.org/10.13057/biodiv/d220306> (<https://doi.org/10.13057/biodiv/d220306>)

Issue

Vol. 22 No. 3 (2021) (<https://smujo.id/biodiv/issue/view/290>)



Section

Articles

**WEEREESA BOONTHASAK ♥** (MAILTO:WEEREESA.BO@KU.TH)

Department of Botany, Faculty of Science, Kasetsart University. Chatuchak, Bangkok 10900, Thailand

**CHATCHAI NGERNSAENGSARUAY**

Department of Botany, Faculty of Science, Kasetsart University. Chatuchak, Bangkok 10900, Thailand

## Abstract

**Abstract.** Boonthasak W, Ngernsaengsaruy C. 2021. The genus *Dolichandrone* (Fenzl.) Seem. (Bignoniaceae) in Thailand. *Biodiversitas* 22: 1120-1128. Morphological, anatomical, and palynological studies of the genus *Dolichandrone* (Bignoniaceae) Thailand were conducted. Three species, *D. columnaris* Santisuk, *D. serrulata* (Wall. ex DC.) Seem., and *D. spathacea* (L. f.) Seem. were investigated. Morphological descriptions, distributions and ecological information are provided. A key to the species based on morphological characters are leaflet margins, length of lower cylindrical tube and upper campanulate tube of corolla, width of upper campanulate tube of corolla, winged seed, shape and characters of fruits, width of septum, characters and width of pseudoseptum. *D. columnaris* occurs in low-lying rice fields and marshlands only in the peninsular region. *D. serrulata* occurs in mixed deciduous forest and low-lying rice fields in the eastern, central and peninsular regions. *D. spathacea* occurs in edges of mangrove forest in the central, south-eastern and peninsular regions. A key to the species based on anatomical characters includes leaf type, number of rows of palisade cells, arrangement of axial parenchyma, and height of ray parenchyma. All pollen grains are similar and do not provide characters for identification within the genus *Dolichandrone*.

## Information

For Readers (<https://smujo.id/biodiv/information/readers>)

For Authors (<https://smujo.id/biodiv/information/authors>)


For Librarians (<https://smujo.id/biodiv/information/librarians>)

Journals List

Biodiversitas Journal of Biological Diversity (<https://smujo.id/biodiv>)

Nusantara Bioscience (<https://smujo.id/nb>)

# Inhibition of $\alpha$ -amylase and $\alpha$ -glucosidase activities in vitro by extracts of selected medicinal plants



(<https://smujo.id/biodiv/issue/view/290>)

PDF (<https://smujo.id/biodiv/article/view/7269/4629>)

DOI <https://doi.org/10.13057/biodiv/d220314> (<https://doi.org/10.13057/biodiv/d220314>)

Issue

Section

Articles

**DEEPAK RAJ PANT** ♥ (MAILTO:DEEPAK.PANT@CDB.TU.EDU.NP)

Central Department of Botany, Tribhuvan University. 44613 Kirtipur, **Nepal**

**BIVA ARYAL**

Department of Botany, Amrit Campus, Tribhuvan University. 44600 Kathmandu, Nepal

**DAMA PUN**

Central Department of Botany, Tribhuvan University. 44613 Kirtipur, Nepal

**SUSHILA SHARMA**

Central Department of Botany, Tribhuvan University. 44613 Kirtipur, Nepal

**GIRI PRASAD JOSHI**

Central Department of Botany, Tribhuvan University. 44613 Kirtipur, Nepal

## Abstract

**Abstract.** Pant DR, Aryal B, Pun D, Sharma S, Joshi GP. 2021. Inhibition of  $\alpha$ -amylase and  $\alpha$ -glucosidase activities in vitro by extracts of selected medicinal plants. *Biodiversitas* 22: 1187-1193. Several medicinal plants are being used traditionally in the treatment/management of Diabetes Mellitus (DM). The present work focuses on experimental verification of antidiabetic potential of different medicinal plants that have been reported to be used traditionally to manage DM. Aqueous and methanolic extracts of 12 species of plants were studied for their inhibitory effect on the activities of  $\alpha$ -amylase and  $\alpha$ -glucosidase, two key enzymes of carbohydrate metabolism. The extracts of all the species showed very high degree (nearly 90% or above) of inhibition of  $\alpha$ -amylase irrespective of the extraction solvent. The aqueous extracts of *Asterella wallichiana*, however, showed only 63.60% inhibition of  $\alpha$ -amylase. Except for *Asterella wallichiana*, the percentage inhibition of  $\alpha$ -amylase in aqueous and methanolic solution in all the species tested were almost similar. The percentage inhibition of  $\alpha$ -glucosidase was lower than that of  $\alpha$ -amylase for all the species in both types of extraction medium. The highest percentage inhibition of  $\alpha$ -glucosidase ( $81.13 \pm 1.36$  %) was found in methanolic extracts of *Rhuschinensis*. The inhibition of  $\alpha$ -glucosidase was much higher in methanolic extracts than in aqueous extracts for all the species tested. High degree of inhibition of  $\alpha$ -amylase activity in vitro by the extracts of all the species tested provides scientific basis for using these plants in the management/treatment of diabetes in traditional medicine.

## Most read articles by the same author(s)

- LAXMI DHAKAL, BIVA ARYAL, GIRI PRASAD JOSHI, DEEPAK RAJ PANT, Nutritional potential of selected species of *Arisaema* Mart. from Nepal (<https://smujo.id/biodiv/article/view/7067>),