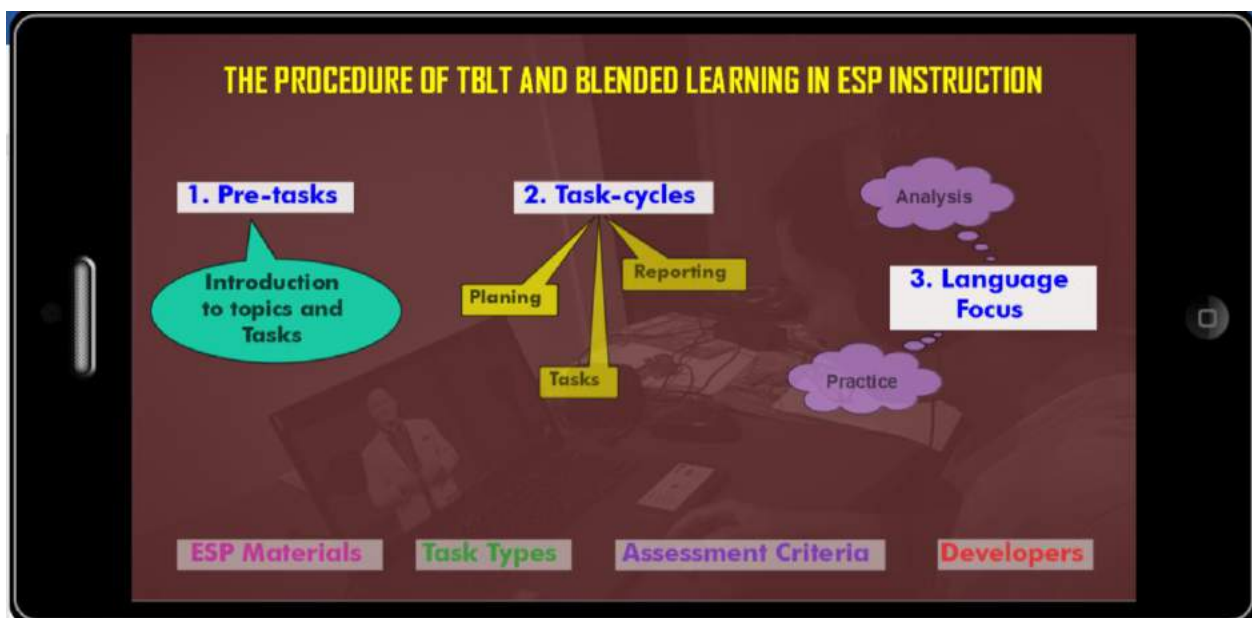


DESKRIPSI PRODUK

Mobile Application yang berjudul “**ESP Instructions based on TBLT & Blended Synchronous Learning: A Teacher's Guide**” adalah program aplikasi berbasis android yang dapat membantu pengajar ESP khususnya pada materi Bahasa Inggris untuk keperawatan sehingga memudahkan pembelajaran Bahasa dalam konteks *online learning* ataupun *blended synchronous learning*.

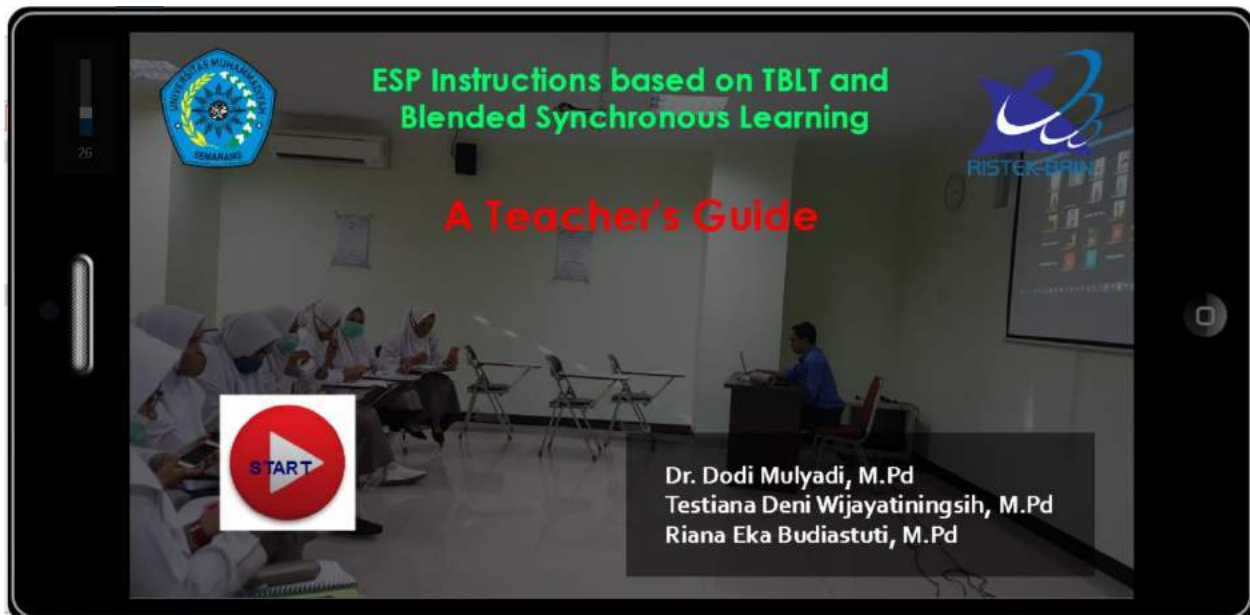
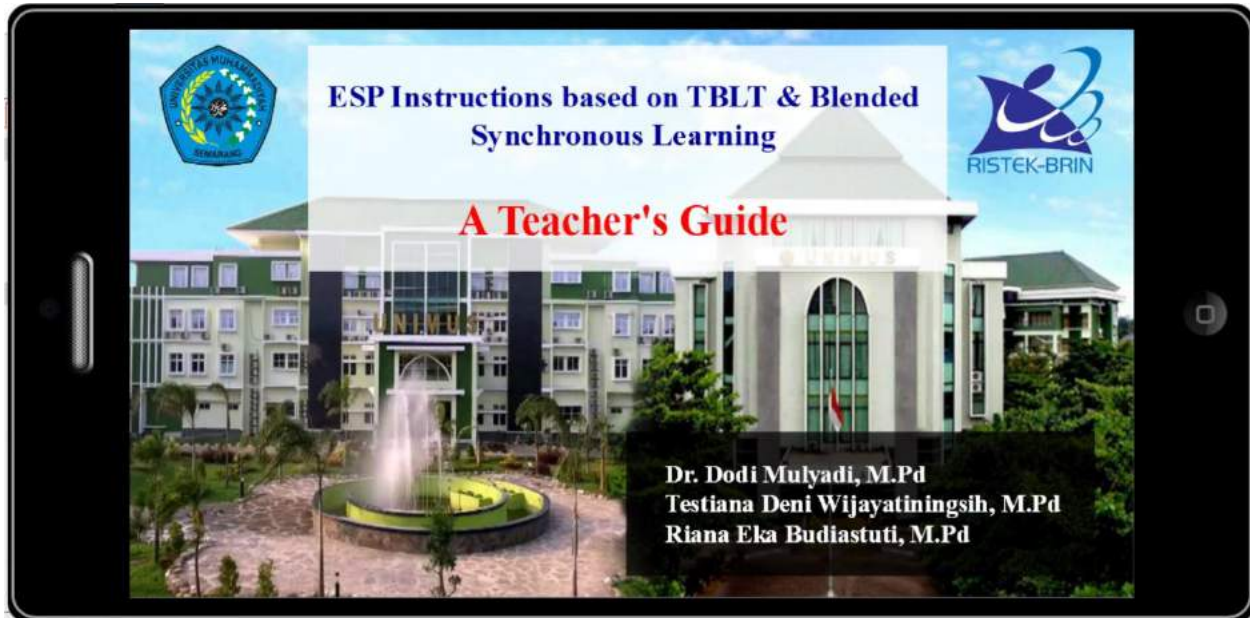
Aplikasi interaktif ini mencakup prosedur pengajaran ESP berbasis Task-based Language Teaching (TBLT) dalam pengajaran *blended synchronous learning (BSL)*. TBLT adalah pendekatan berbasis tugas yang bertujuan memberikan kesempatan bagi peserta didik untuk mengeksplorasi baik secara bahasa lisan dan tulisan melalui kegiatan pembelajaran yang dirancang untuk melibatkan peserta didik dalam penggunaan bahasa yang otentik, praktis, fungsional dan bermakna. Sedangkan BSL merupakan pembelajaran yang praktis dan flexible sehingga mahasiswa tetap mendapatkan kesempatan belajar dengan guru dalam situasi yang tidak memungkinkan semua mahasiswa datang ke kelas luring.

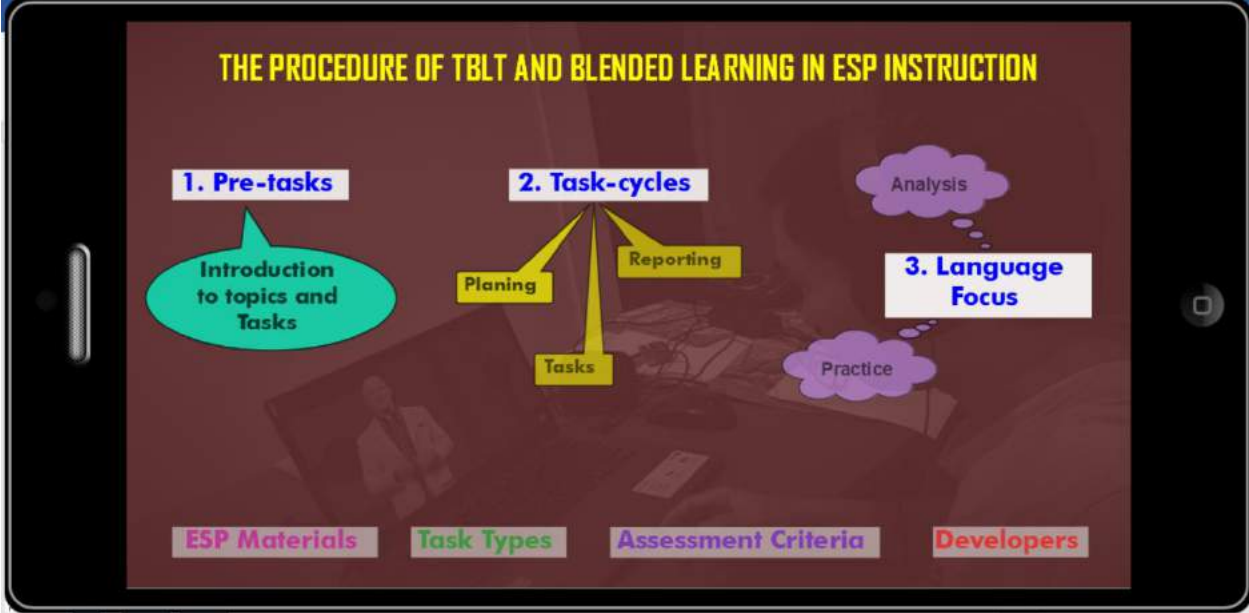
Aplikasi ini berisi tentang cara mengajar ESP yang diawali dengan *Pre-task stage*, *Task-cycles (planning, tasks, reporting)*, dan tahapan pengajaran yang mengarah *language focus* yang meliputi analisis tugas pembelajaran dan bagaimana pendalamannya dalam bentuk praktek. Selain tahapan TBLT, aplikasi ini juga dilengkapi dengan *ESP materials*, *Task Types* dan *Assessment Criteria*.



TAMPILAN APLIKASI

<https://www.youtube.com/watch?v=xEjVLL0sCyQ&feature=youtu.be>





INTRODUCTION to Topics and Tasks (15 minutes)

A day before the classroom meeting

- a) ESP teachers sent the link of detailed instructions on the day before classroom meetings via Group Whatsapps.
- b) They also share the learning materials' links such as reading text and video as model or learning input (they were uploaded in LMS" iflkkes.unimus.ac.id)

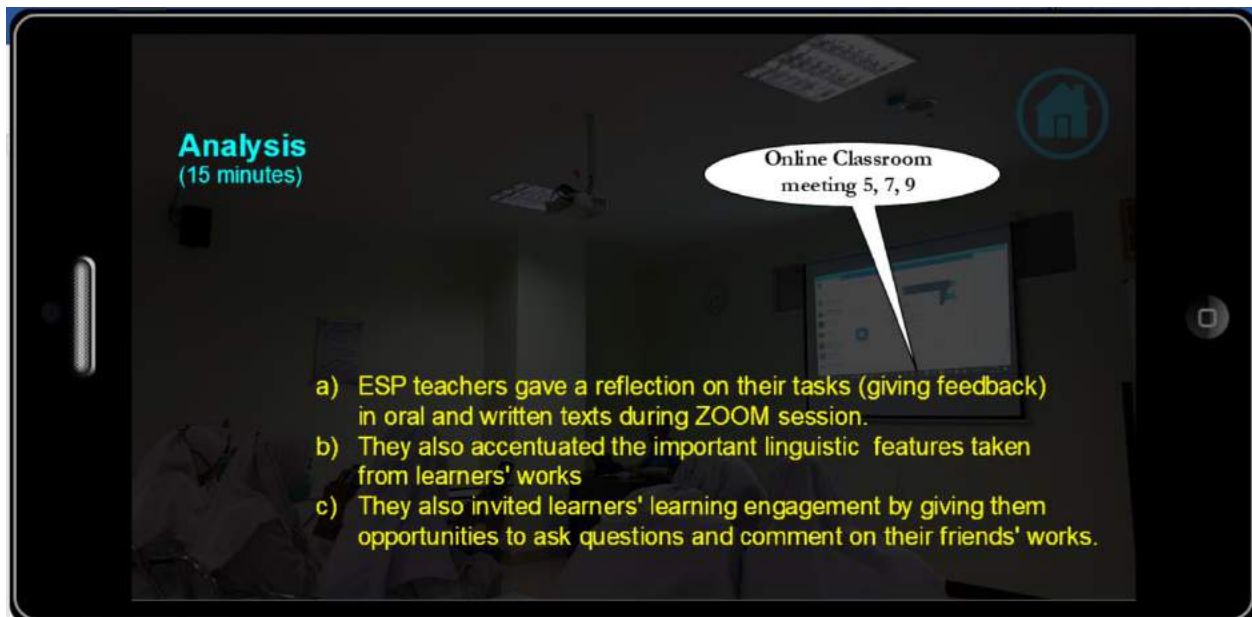
Planing
(15 minutes)

Classroom
Online Meeting,
4, 6 & 8

- a) ESP teachers confirmed students' listening and reading comprehension dealing with learning materials, as well as the unfamiliar vocabulary and word pronunciations.
- b) Teachers and students discussed the communicative tasks and alternative learning technologies for complementing them based on the previously decided topics on the pre-task stage.

Task
(7 days/ a week)

- a) ESP learners did the communicative tasks individually, in pairs, or in small groups at their own home/ dwelling.
- b) The learners were doing the tasks in a week as the outside classroom assignments.
- c) The tasks encompassed a) Meeting 1. online group discussion via ZOOM with the themes. This speaking task was recorded by in ZOOM meeting; b) Meeting 3. Individual presentation mediated by screen and face recording in Microsoft PowerPoints 2016 or 2019 and c) Meeting 5. role-play in pairs. This activity was recorded by their cellphone camera.
- d) Their recorded tasks were uploaded on YouTube or Google Drive.
- e) They attached the links from YouTube or Google Drive to LMS
- f) ESP Teachers monitored learners' progress of completing the tasks and giving the encouragement/ some helps via WhatsApp group.



Practice (15 minutes)

Online Classroom meeting 5, 7 & 9

- a) Following the results of analysis stages, teachers selected the most problems and prevalent issues of language, which is necessary to be extended.
- b) ESP learners were given alternative tasks for practicing more activities, drills, and examples to understand language problems and issues.

MEETING	ESP MATERIALS
1	Meeting People (Self-introduction, Introducing others, Simple Present Tense, Family Member)
2 & 3	Around the Hospital (Asking and Giving Direction, Hospital Wards, Prepositions)
4 & 5	Nurses' Duty (Nursing Daily Activities, Describing a busy day, Medical Instruments, Present Continuous and Future tenses)
6 & 7	Accidents and Emergencies (Informative (poster), First Aid Kit, Giving Instruction and Command)
8 & 9	Medical Problems (Explaining the Pain and Health Problems, responding to patient complaints, Discussing the medical treatment that the patient/family must do)
10 & 11	Blood (Distracting and Reassuring a patient during a blood test, Descriptive text about blood transfusion fears, Imperative Sentences)
12 & 13	Food and Beverages (Healthy Eating, asking about patient's diet, Offering Foods and beverages, Countable and uncountable noun)
14 & 15	Symptoms (Describing Symptoms and Signs, asking about Symptoms and Signs Past Simple tenses, reading comprehension activities)
16	Final Exam

Interactive Mobile Media

Online Small Group Discussion

Role Play

Online Presentation

TASK TYPES

The assessment criteria of learners' speaking performance

Speaking Assessment Criteria	Assessment Category	Rating Score (based on Rubrics)	Learners' Speaking performance		
			Role-play	Group Discussion	Individual Presentation
Sets of binary decisions (Combining general criteria + additional particular criteria)	General Criteria (analytical rating criteria)	1. Accuracy	✓	✓	✓
		2. Fluency and Pronunciation	✓	✓	✓
		3. Content	✓	✓	✓
		4. Interaction and Communication	✓	✓	
		5. Specific vocabulary	✓	✓	✓
		6. Appropriate register	✓	✓	✓
		7. Coherence and arguments	✓	✓	
		8. Participations	✓	✓	
	Additional particular rating criteria	9. Flexibility	✓	✓	
		10. Cooperation	✓		
		11. Structure	1 to 5		✓
		12. Visual Aids	1 to 4		✓
		13. Body Language	1 to 2	✓	✓
Total Score (maximal score)			38	36	31

Adapted from Alberola Colomar's (2014: 19)



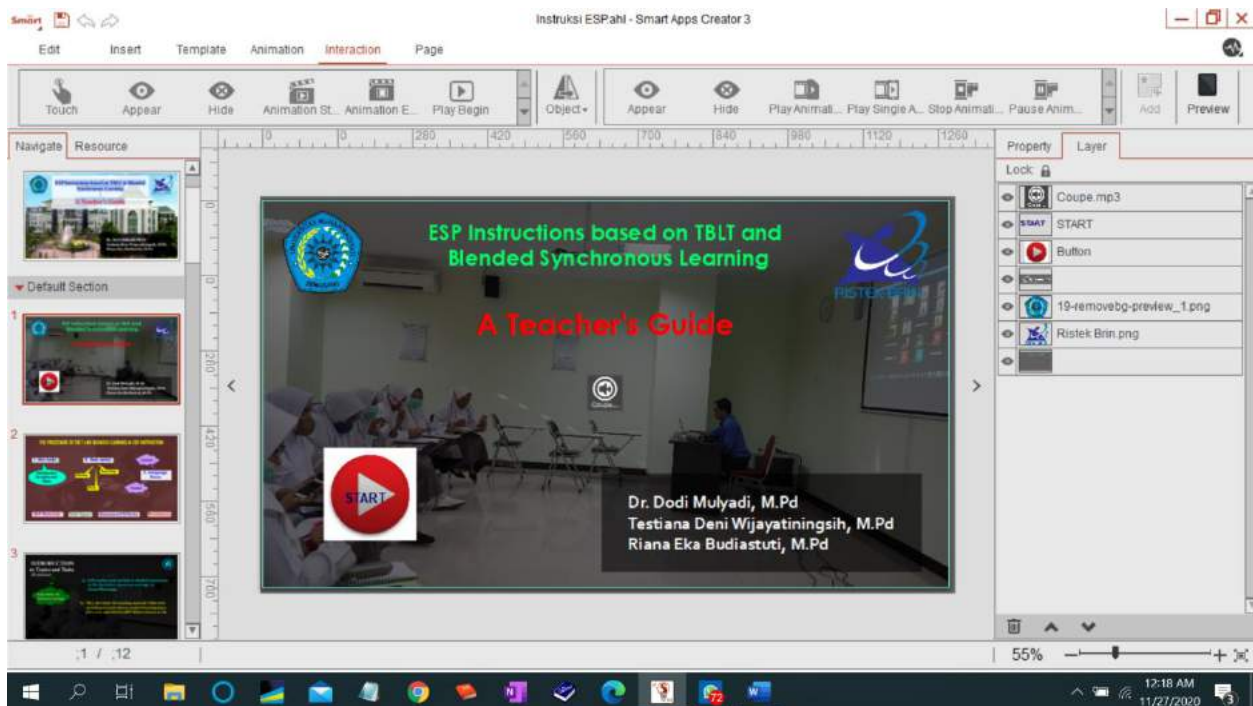
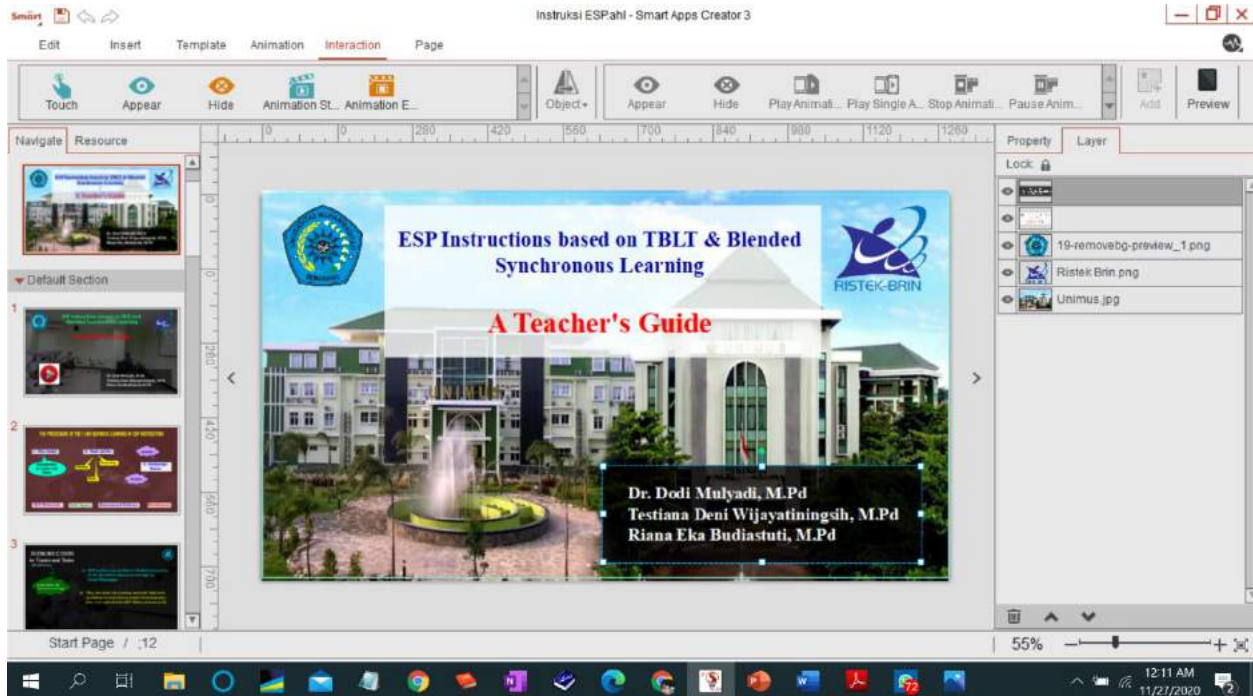
DEVELOPERS

Dr. Dodi Mulyadi, M.Pd
Testiana Deni Wijayatningsih, M.Pd
Riana Eka Budiastuti, M.Pd

PROSES PEMBUATAN APLIKASI

Mobile Learning Application

Tools yang dipakai : Smart Apps Creator 3. TCV.320



Instruksi ESPahl - Smart Apps Creator 3

Edit Insert Template Animation Interaction Page

Touch Appear Hide Animation St... Animation E... Play Begin Object Appear Hide Play Animati... Play Single A... Stop Animati... Pause Anim... Add Preview

Property Layer

Lock

Lookahead_1.mp3

Developers

Assessment Criteria

Task Types

ESP Materials

Reporting Tasks

Planning

Introduction

3. Language Focus

2. Task-cycles

1. Pre-tasks

2 / 12

55%

Instruksi ESPahl - Smart Apps Creator 3

Edit Insert Template Animation Interaction Page

Touch Appear Hide Animation St... Animation E... Play Begin Object Appear Hide Play Animati... Play Single A... Stop Animati... Pause Anim... Add Preview

Property Layer

Lock

Mirage.mp3

Button

a) ESP teachers sent the link of detailed instructions on the day before classroom meetings via Group Whatsapps.

b) They also share the learning materials' links such as reading text and video as model or learning input (they were uploaded in LMS" ifikkes.unimus.ac.id)

3 / 12

55%

Instruksi ESPahl - Smart Apps Creator 3

Edit Insert Template Animation Interaction Page

Touch Appear Hide Animation St... Animation E... Play Begin Object Appear Hide Play Animati... Play Single A... Stop Animati... Pause Anim... Add Preview

Property Layer

Lock Spanish_Rose.mp3 Button Classroom Online Meeting, 4, C Planing

4 / 12 55%

12:19 AM 11/21/2020

Planing (15 minutes)

Classroom Online Meeting, 4, 6 & 8

- a) ESP teachers confirmed students' listening and reading comprehension dealing with learning material as well as the unfamiliar vocabulary and word pronunciations.
- b) Teachers and students discussed the communicative tasks and alternative learning technologies for complementing them based on the previously decided topics on the pre-task stage.

Instruksi ESPahl - Smart Apps Creator 3

Edit Insert Template Animation Interaction Page

Touch Appear Hide Animation St... Animation E... Play Begin Object Appear Hide Play Animati... Play Single A... Stop Animati... Pause Anim... Add Preview

Property Layer

Lock Morning_Mandolin.mp3 Button

4 / 12 55%

12:20 AM 11/21/2020

Task (7 days/ a week)

- a) ESP learners did the communicative tasks individually, in pairs, or in small groups at their own home/ dwelling.
- b) The learners were doing the tasks in a week as the outside classroom assignments.
- c) The tasks encompassed a) Meeting 1. online group discussion via ZOOM with the themes. This speaking task was recorded by in ZOOM meeting b) Meeting 3. Individual presentation mediated by screen face recording in Microsoft PowerPoints 2016 or 2019 and c) Meeting 5. role-play in pairs. This activity was recorded by their cellphone camera.
- d) Their recorded tasks were uploaded on YouTube or Google Drive.
- e) They attached the links from YouTube or Google Drive to LMS
- f) ESP Teachers monitored learners' progress of completing the tasks and giving the encouragement/ some helps via WhatsApp group.

Instruksi ESPahl - Smart Apps Creator 3

Edit Insert Template Animation **Interaction** Page

Touch Appear Hide Animation St... Animation E... Play Begin Object Appear Hide Play Animati... Play Single A... Stop Animati... Pause Anim... Add Preview

Property Layer

Lock

- Images Sequence
- St_Francois.mp3
- Button
- Reporting
- ESP teachers showed the learners

Reporting
(40 minutes)

ESP teachers showed the learners' recorded videos of their tasks via ZOOM screen sharing to all students.

6 / 12 55%

Instruksi ESPahl - Smart Apps Creator 3

Edit Insert Template Animation **Interaction** Page

Touch Appear Hide Animation St... Animation E... Play Begin Object Appear Hide Play Animati... Play Single A... Stop Animati... Pause Anim... Add Preview

Property Layer

Lock

- Morning_Mandolin.mp3
- Button
- Online Classroom meeting 5, 7, 9

Analysis
(15 minutes)

Online Classroom meeting 5, 7, 9

- ESP teachers gave a reflection on their tasks (giving feedback) in oral and written texts during ZOOM session.
- They also accentuated the important linguistic features taken from learners' works
- They also invited learners' learning engagement by giving them opportunities to ask questions and comment on their friends' works.

7 / 12 55%

Instruksi ESPahl - Smart Apps Creator 3

8 / 12

Practice (15 minutes)

Online Classroom meeting 5, 7 & 9

- Following the results of analysis stages, teachers selected the most problems and prevalent issues of language, which is necessary to be extended.
- ESP learners were given alternative tasks for practicing more activities, drills, and examples to understand language problems and issues.

Spanish_Rose.mp3
Button
Online Classroom meeting 5, 7 & 9

Instruksi ESPahl - Smart Apps Creator 3

9 / 12

MEETING	ESP MATERIALS
1	Meeting People (Self-introduction, Introducing others, Simple Present Tense, Family Member)
2 & 3	Around the Hospital (Asking and Giving Direction, Hospital Wards, Prepositions)
4 & 5	Nurses' Duty (Nursing Daily Activities, Describing a busy day, Medical Instruments, Present Continuous and Future tenses)
6 & 7	Accidents and Emergencies (Informative (poster), First Aid Kit, Giving Instruction and Command)
8 & 9	Medical Problems (Explaining Pain and Health Problems, responding to patient complaints, Discussing the medical treatment that the patient/family must do)
10 & 11	Blood (Distraction and Reassuring a patient during a blood test, Descriptive text about blood transfusion fears, Imperative Sentences)
12 & 13	Food and Beverages (Healthy Eating, asking about patient's diet, Offering Foods and beverages, Countable and uncountable noun)
14 & 15	Symptoms (Describing Symptoms and Signs, asking about Symptoms and Signs Past Simple tenses, reading comprehension activities)
16	Final Exam

Morning_Mandolin.mp3
Button
ESP Materials.png

Instruksi ESPahl - Smart Apps Creator 3

Interaction Page

Touch, Appear, Hide, Animation St..., Animation E..., Play Begin, Object, Appear, Hide, Play Animati..., Play Single A..., Stop Animati..., Pause Anim..., Add, Preview

Property Layer

Lock

- y2mate.com - 18 Mei 2020_360p.r
- y2mate.com - Disclaiming_360p.r
- Button
- Interactive Mobile Media
- y2mate.com - Over view of Mobile /
- Role Play
- Online Small Group Discussion
- Images Sequence
- Online Presentation

Interactive Mobile Media

Online Small Group Discussion

Role Play

Online Presentation

WELCOME TO MY VIDEO
AND
HAPPY ITS WATCHING

55%

12:21 AM
11/21/2020

Instruksi ESPahl - Smart Apps Creator 3

Interaction Page

Touch, Appear, Hide, Animation St..., Animation E..., Play Begin, Object, Appear, Hide, Play Animati..., Play Single A..., Stop Animati..., Pause Anim..., Add, Preview

Property Layer

Lock

- Mirage.mp3
- Button
- Images Sequence
- Adapted from Alberola Colomar's i

The assessment criteria of learners' speaking performance

Speaking Assessment Criteria	Assessment Category	Rating Score (based on Rubrics)	Learners' Speaking performance		
			Role-play	Group Discussion	Individual Presentation
Sets of binary decisions (Containing general criteria + additional particular criteria)	General Criteria (analytical rating criteria)	1. Accuracy	1 to 4	√	√
		2. Fluency and Pronunciation	1 to 4	√	√
		3. Content	1 to 4	√	√
		4. Interaction and Communication	1 to 4	√	√
		5. Specific vocabulary	1 to 4	√	√
		6. Appropriate register	1 to 4	√	√
	Additional particular rating criteria	7. Coherence and arguments	1 to 4	√	√
		8. Participations	1 to 4	√	√
		9. Flexibility	1 to 4	√	√
		10. Cooperation	1 to 4	√	√
		11. Structure	1 to 5	√	√
		12. Visual Aids	1 to 4	√	√
		13. Body Language	1 to 2	√	√
Total Score (maximal score)			38	36	31

55%

12:22 AM
11/21/2020

Instruksi ESPahl - Smart Apps Creator 3

Edit Insert Template Animation Interaction Page

Touch Appear Hide Animation St... Animation E... Play Begin Object Appear Hide Play Animati... Play Single A... Stop Animati... Pause Anim... Add Preview

Navigate Resource

Property Layer

Lock

- Wok_Hard.mp3
- Button
- 19-removebg-preview_1.png
- Ristek Bnn.png
- DEVELOPER

DEVELOPERS

- Dr. Dodi Mulyadi, M.Pd
- Testiana Deni Wijayatingsih, M.Pd
- Riana Eka Budistuti, M.Pd

12 / 12 55% 12:22 AM 11/21/2020