

Part of **SPRINGER NATURE**

[PROCEEDINGS](#) | [JOURNALS](#) | [BOOKS](#)

Search

Series: [Advances in Engineering Research](#)

Proceedings of the First International Conference on Materials Engineering and Management - Engineering Section (ICMEMe 2018)

[HOME](#)

[PREFACE](#)

[ARTICLES](#)

[AUTHORS](#)

[ORGANIZERS](#)

[PUBLISHING INFORMATION](#)



Welcome to the First International Conference on Materials Engineering and Management (Engineering Section) (ICMEMe 2018) held on the 1st of August 2018 in Makassar, Indonesia.

Please click here for the conference website. (*Conference website no longer available.*)

Atlantis Press

Atlantis Press – now part of Springer Nature – is a professional publisher of scientific, technical & medical (STM) proceedings, journals and books. We offer world-class services, fast turnaround times and personalised communication. The proceedings and journals on our platform are Open Access and generate millions of downloads every month.

For more information, please contact us at: contact@atlantis-press.com

- ▶ PROCEEDINGS
- ▶ JOURNALS
- ▶ BOOKS
- ▶ POLICIES
- ▶ MANAGE COOKIES/DO NOT SELL MY INFO
- ▶ ABOUT
- ▶ NEWS
- ▶ CONTACT
- ▶ SEARCH

[Home](#) [Privacy Policy](#) [Terms of use](#)



Copyright © 2006-2024 Atlantis Press – now part of Springer Nature

Part of **SPRINGER NATURE**

[PROCEEDINGS](#) | [JOURNALS](#) | [BOOKS](#)

Search

Series: [Advances in Engineering Research](#)

Proceedings of the First International Conference on Materials Engineering and Management - Engineering Section (ICMEMe 2018)

[HOME](#)

[PREFACE](#)

[ARTICLES](#)

[AUTHORS](#)

[ORGANIZERS](#)

[PUBLISHING INFORMATION](#)

We welcome you to the 1ST International Conference on Materials and Engineering Management (ICMEMm and ICMEMe) which was held on August 1st -2nd , 2018 in Makassar, Indonesia. As a premier conference in the field, ICMEMm and ICMEMe 2018 provide a highly competitive forum reporting the latest developments in the research and application of Management and Engineering.

The purpose of this conference aims to meet qualified and highly competitive lecturers, educators and researchers through this activity, as well as to increase knowledge, insight of knowledge that will provide added value in carrying out their duties and functions as well as increased quality and amount of research produced.

In addition, the conference produces high quality and useful research for many people which enable them to solve social problems and scientific discoveries, the patent of each researches result is also expected from this conference that is use as an additional provision in real life, new technology and applied science.

Finally, the conference would not be possible without the excellent papers contributed by authors; we thank all authors and participants for their contributions and their participants in ICMEM 2018. We hope that this program will further stimulate research in Management and Engineering, and provide practitioners with better methods and tools for development. We are honored and privileged to serve the best recent development in the field of Management and Engineering to you through this excellent program.

Prof. Sadly Abdul Jabbar, MPA

Atlantis Press

Atlantis Press – now part of Springer Nature – is a professional publisher of scientific, technical & medical (STM) proceedings, journals and books. We offer world-class services, fast turnaround times and personalised communication. The proceedings and journals on our platform are Open Access and generate millions of downloads every month.

For more information, please contact us at: contact@atlantis-press.com

- ▶ JOURNALS
- ▶ BOOKS
- ▶ POLICIES
- ▶ MANAGE COOKIES/DO NOT SELL MY INFO
- ▶ NEWS
- ▶ CONTACT
- ▶ SEARCH

[Home](#) [Privacy Policy](#) [Terms of use](#)



Copyright © 2006-2024 Atlantis Press – now part of Springer Nature

Part of **SPRINGER NATURE**

[PROCEEDINGS](#) | [JOURNALS](#) | [BOOKS](#)

Search

Series: [Advances in Engineering Research](#)

Proceedings of the First International Conference on Materials Engineering and Management - Engineering Section (ICMEMe 2018)

[HOME](#)

[PREFACE](#)

[ARTICLES](#)

[AUTHORS](#)

[ORGANIZERS](#)

[PUBLISHING INFORMATION](#)

General Chair

Dr. Ismail Marzuki S.Si.M.Si

Fajar University, Indonesia

Conference Chair and Editor

Dr. Hasniaty S.E.,M.Si

Fajar University, Indonesia

Organizing Committee

Dr. Erniaty ST.,MT.

Fajar University, Indonesia

Dr. Abd. Samad S.E., M.Si

Fajar University, Indonesia

Dr. Edwin Basmar, SE., M.M

Fajar University, Indonesia

Ermansyah Malik SS.,M.Hum

Fajar University, Indonesia

Dr. Sri Adrianti Muin. S.E.M.M.Si

Fajar University, Indonesia

Rahmita Saleh S.Sos

Fajar University, Indonesia

Asma Amaliyah ST.MT

Fajar University, Indonesia

Zaryanti Zainuddin ST.,MT

Fajar University, Indonesia

Nasrullah S.ST.MSc

Fajar University, Indonesia

Andi Febriana Tamrin SS.,M.Hum

Fajar University, Indonesia

Ana Rosida SS.MPd

Fajar University, Indonesia

Muh. Bisry, S.Ksi.,M.I.Kom

Fajar University, Indonesia

Arizal ST

Fajar University, Indonesia

Kardina S.IPMA

Fajar University, Indonesia

Dr. Muh. Khaerul ST,MT

Fajar University, Indonesia

Organizing Committee and Editor

Ratna Surya Alwi M.Si.,Ph.D

Fajar University, Indonesia

Dr. Edwin Basmar , SE.,M.M

Fajar University, Indonesia

Reviewer and Editor

Ikhwan Maulana Khaeruddin. Ph.D

University Negeri Makassar, Indonesia

Dr. Abd. Razak Munir.S.E.,M.Si

University Hasanuddin, Indonesia

Dr. Hasniaty., S.E., M.Si

University Hasanuddin, Indonesia

Ratna Surya Alwi, M.Si.,Ph.D.

University Hasanuddin, Indonesia

Keynote and Reviewer

Prof. DrAbdul Halim Bin Abdul Majid

University Utara, Malaysia

Keynote

Dr. Kazuhiro Tamura Ph.D

Kanazawa University, Japan

Dr. Ophirtus Sumule D.E.A

Dirjen Dikti, Indonesia

Dr. Ridwan Arif., S.E.MAF.Ak

Politeknik Negeri Ujung Pandang, Indonesia

Rasheed Ahmad Ph.D

Southeast University, Nanjing, China

Atlantis Press

Atlantis Press – now part of Springer Nature – is a professional publisher of scientific, technical & medical (STM) proceedings, journals and books. We offer world-class services, fast turnaround times and personalised communication. The proceedings and journals on our platform are Open Access and generate millions of downloads every month.

For more information, please contact us at: contact@atlantis-press.com

- ▶ PROCEEDINGS
- ▶ JOURNALS
- ▶ BOOKS
- ▶ POLICIES
- ▶ MANAGE COOKIES/DO NOT SELL MY INFO
- ▶ ABOUT
- ▶ NEWS
- ▶ CONTACT
- ▶ SEARCH

[Home](#) [Privacy Policy](#) [Terms of use](#)



Copyright © 2006-2024 Atlantis Press – now part of Springer Nature

HOME

PREFACE

Part of **SPRINGER NATURE**

[PROCEEDINGS](#) | [JOURNALS](#) | [BOOKS](#)
[ARTICLES](#)

AUTHORS
Search

ORGANIZERS

Series: [Advances in Engineering Research](#)
[SERIES TITLE INFORMATION](#)

Proceedings of the First International Conference on Materials Engineering and Management - Engineering Section (ICMEMe 2018)

Bibliographic information:

Title

Proceedings of the First International Conference on Materials Engineering and Management - Engineering Section (ICMEMe 2018)

Editors

Dr. Hasniaty S.E., M.Si, Fajar University, Indonesia

Ratna Surya Alwi M.Si., Ph.D, Fajar University, Indonesia

Dr. Erniaty ST. MT, Fajar University, Indonesia

Ikhwan Maulana Khaeruddin, Ph.D, University Negeri Makassar, Indonesia

Dr. Abd. Razak Munir, .S.E.,M.Si, University Hasanuddin, Indonesia

Part of series

[AER](#)

Volume

165

ISSN

HOME

2352-5401

PREFACE

ISBN

ARTICLE 978-94-6252-679-2

AUTHORS

ORGANIZERS

All articles in these proceedings are submitted for indexation in **CPCI, CNKI** and **Google Scholar**. Optionally, we also submit to **Compendex** and **Scopus**.

Note that in case you need information about the indexation of these proceedings, please check with the organizers of the conference as we cannot reply to messages received from participants.

Free Access

In order to increase the visibility of this conference and of the papers from its participants, this conference has chosen to sponsor the online publication of the conference papers. Therefore, all conference papers can be read and downloaded **for free**; no subscription or other payment is required.

Copyright

The copyright of all articles published in these proceedings remains with the **Authors**, i.e. Authors retain full ownership of their article. Permitted third-party reuse of the open access articles is defined by the applicable **Creative Commons (CC)** end-user license which is accepted by the Authors upon submission of their paper. All articles in these proceedings are published under the **CC BY-NC 4.0** license, meaning that end users can freely **share** an article (i.e. copy and redistribute the material in any medium or format) and **adapt** it (i.e. remix, transform and build upon the material) on the condition that proper **attribution** is given (i.e. appropriate credit, a link to the applicable license and an indication if any changes were made; all in such a way that does not suggest that the licensor endorses the user or the use) and the material is only used for **non-commercial** purposes. For more information, please refer to the **OA licensing and copyright** section in the Springer Nature

Open Access Policies for books.

HOME

PREFACE

DOIs

Each article that is published in these proceedings is assigned a **Digital Object Identifier** (DOI). DOIs are standardized digital identities which can be used to cite and link to electronic content. A DOI is guaranteed to never change, so can be used as a persistent identifier to permanently link to an electronic article no matter where it is stored. More information on how to cite and use DOIs can be found [here](#).

AUTHORS

PUBLISHING INFORMATION

Permanent Archiving

Atlantis Press is committed to the **permanent availability** and **preservation** of scholarly research and to ensure **accessibility** to this research by converting and upgrading digital file formats to comply with new technology standards. Besides maintaining its own digital archive, Atlantis Press therefore collaborates with the **National Library of the Netherlands** which permanently archives all Atlantis Press content in their “**e-Depot**”. All proceedings are uploaded to this e-Depot after publication to guarantee permanent archiving of the articles.

Print Copies

In case you wish to have **printed copies** of these proceedings you can order these directly from our partner **Curran Associates**.

Atlantis Press

Atlantis Press – now part of Springer Nature – is a professional publisher of scientific, technical & medical (STM) proceedings, journals and books. We offer world-class services, fast turnaround times and personalised communication. The proceedings and journals on our platform are Open Access and generate millions of downloads every month.

For more information, please contact us at: contact@atlantis-press.com

HOME

PREPROCEEDINGS

▶ JOURNALS
ARTICLES

▶ BOOKS
AUTHORS

▶ POLICIES

ORGANIZERS

▶ MANAGE COOKIES/DO NOT SELL MY

PUBLISHING INFORMATION
INFO

▶ ABOUT

▶ NEWS

▶ CONTACT

▶ SEARCH

[Home](#) [Privacy Policy](#) [Terms of use](#)



Copyright © 2006-2024 Atlantis Press – now part of Springer Nature

Part of **SPRINGER NATURE**

[PROCEEDINGS](#) | JOURNALS | BOOKS

Search

Advances in Engineering Research

PUBLISHING INFO

Publishing Information

ISSN

The online ISSN of *Advances in Engineering Research* is **2352-5401**.

Series Editors

- > *Editor* : **Albert P.C. Chan**, Hong Kong Polytechnic University, Kowloon, Hong Kong
- > *Editor* : **Wei-Chiang Hong**, Jiangsu Normal University, Xuzhou, China
- > *Editor* : **Mohamed Arezki Mellal**, University of Boumerdès, Boumerdès, Algeria
- > *Editor* : **Ramadas Narayanan**, Central Queensland University, Bundaberg, Australia
- > *Editor* : **Quang Ngoc Nguyen**, Waseda University, Tokyo, Japan
- > *Editor* : **Hwai Chyuan Ong**, University of Technology Sydney, Sydney, Australia
- > *Editor* : **Peter Sachsenmeier**, Hankou University, Wuhan, China
- > *Editor* : **Zaicheng Sun**, Beijing University of Technology, Beijing, China

- > *Editor* : **Sharif Ullah**, Kitami Institute of Technology, Kitami, Japan
- > *Editor* : **Junwei Wu**, Harbin Institute of Technology, Shenzhen, China
- > *Editor* : **Wei Zhang**, Beijing University of Technology, Beijing, China

Indexation

All articles published in proceedings in this series are submitted for indexation in **CPCI** (part of Clarivate's **Web of Science**), **CNKI**, **Wanfang Data** and **Google Scholar**. Where applicable, they are also submitted to **Ei Compendex** and **Scopus**. For any information about the indexation of a particular proceedings in this series, you are requested to contact the conference organizers (see individual proceedings pages for details) as we are not able to respond to messages received directly from participants.

Open Access & Publication Fees

Advances in Engineering Research is an **open access** proceedings series, meaning that all articles are immediately and permanently free to read, download, copy & distribute under the terms of the applicable end-user license (refer to the **Copyright & End-User License** section on this page for further details). The online publication of each proceedings is sponsored by the conference organizers and hence **no additional publication fees** are required.

Copyright & End-User License

The copyright of all articles published in this series remains with **the Authors**, i.e. Authors retain full ownership of their article. Permitted third-party reuse of the open access articles is defined by the applicable **Creative Commons (CC)** end-user license which is accepted by the Authors upon submission of their paper. All articles in *Advances in Engineering Research* are published under the **CC BY-NC 4.0** license, meaning that end users can freely **share** an article

(i.e. copy and redistribute the material in any medium or format) and **adapt** it (i.e. remix, transform and build upon the material) on the condition that proper **attribution** is given (i.e. appropriate credit, a link to the applicable license and an indication if any changes were made; all in such a way that does not suggest that the licensor endorses the user or the use) and the material is only used for **non-commercial** purposes. For more information, please refer to the [OA licensing and copyright](#) section in the Springer Nature [Open Access Policies for books](#).

Peer Review

All proposals for proceedings to be published in this series are first evaluated by a **Series Editor(s)** and/or a **scientific evaluation committee** consisting of senior researchers in the relevant field. If accepted, the peer review process for the individual articles within each proceedings is under the responsibility of the **conference organizers** and the **Guest Editors** of each volume, who are committed to conducting the peer review in line with **international scientific standards**. The **Series Editor(s)** subsequently also perform(s) a final check of the scientific quality of the accepted papers before the articles are released for publication. For more information, please refer to the individual proceedings page and/or the conference website.

Code of Ethics & Malpractice Statement

Atlantis Press adheres to the ethical frameworks and guidelines of the **Committee on Publication Ethics** (COPE), including the [COPE Core Practices](#) and the [Principles of Transparency and Best Practice in Scholarly Publishing](#). All ethical and misconduct cases for this series are handled according to these guidelines. For proceedings in particular, Atlantis Press also applies the **IEEE Conference Standards** for conference ethics and quality control. For detailed information on current conference ethics and quality control in proceedings

publications, please read the [IEEE white paper](#) which has been endorsed by Atlantis Press. Note that the editorial team of *Advances in Engineering Research* verifies the originality of submitted manuscripts using similarity detection software.

DOIs

Each article that is published in a proceedings in this series is assigned a **Digital Object Identifier** (DOI). DOIs are standardized digital identities which can be used to cite and link to electronic content. A DOI is guaranteed to never change, so can be used as a persistent identifier to permanently link to an electronic article no matter where it is stored. More information on how to cite and use DOIs can be found [here](#).

Permanent Archiving

Atlantis Press is committed to the **permanent availability** and **preservation** of scholarly research and to ensure **accessibility** to this research by converting and upgrading digital file formats to comply with new technology standards. Besides maintaining its own digital archive, Atlantis Press therefore collaborates with the [National Library of the Netherlands](#) which permanently archives all Atlantis Press content in their “**e-Depot**”. All volumes of *Advances in Engineering Research* are uploaded to this e-Depot after publication to guarantee permanent archiving of the articles. Note that the e-Depot is available through on-site access at the National Library of the Netherlands and if Atlantis Press would be unable to provide access to content on its own platform (temporarily, in an emergency or permanently) access to the e-Depot can be provided to the global public on request.

Print Version

All Atlantis Press proceedings can be ordered in **print**, either as a **bulk order** through the conference organizers or **individually**. If you wish to obtain an individual print copy of any proceedings in this series, you can order this directly through our partner **Curran Associates**. Please [visit their website](#) for more details.

Atlantis Press

Atlantis Press – now part of Springer Nature – is a professional publisher of scientific, technical & medical (STM) proceedings, journals and books. We offer world-class services, fast turnaround times and personalised communication. The proceedings and journals on our platform are Open Access and generate millions of downloads every month.

For more information, please contact us at: contact@atlantis-press.com

- ▶ PROCEEDINGS
- ▶ JOURNALS
- ▶ BOOKS
- ▶ POLICIES
- ▶ MANAGE COOKIES/DO NOT SELL MY INFO
- ▶ ABOUT
- ▶ NEWS
- ▶ CONTACT
- ▶ SEARCH

Part of **SPRINGER NATURE**

[PROCEEDINGS](#) | [JOURNALS](#) | [BOOKS](#)

Search

Series: [Advances in Engineering Research](#)

Proceedings of the First International Conference on Materials Engineering and Management - Engineering Section (ICMEME 2018)

PROCEEDINGS OF THE FIRST INTERNATIONAL CONFERENCE ON MATERIALS ENGINEERING AND MANAGEMENT – ENGINEERING SECTION (ICMEME 2018)



[Chitosan Performance of Shrimp Shells in The Biosorption Ion Metal of Cadmium, Lead and Nickel Based on Variations Ph Interaction](#)

Authors

Ismail Marzuki, Ratna Surya Alwi, Erniati, Mudyawati, Sinardi, Andi Sry Iryani

Corresponding Author

Ismail Marzuki

Available Online March 2019.

DOI

10.2991/icmeme-18.2019.2 [How to use a DOI?](#)

Keywords

shrimp shell, chitosan, adsorption, heavy metal, pH

Abstract

The widespread use of chitosan waste shrimp extract to reduce the toxicity of certain heavy metals can reduce the escalation of the potential threat of environmental pollution. First) shrimp shell processing is intensively done so it is not wasted freely into the environment, second) toxicity of heavy metals decreased significantly with the application of chitosan adsorption method to heavy metals conducted in wider society. Bioadsorption method of heavy metals of ions Cadmium, Lead and Nickel using chitosan begins with insulation chitosan shell chitosan. The isolated chitosan was characterized. The performance of chitosan adsorption the three types of heavy metal tests was determined by chitosan interaction of each metal at varying pH interactions (pH 2-8). Interaction media conditions: 100 mL medium volume, total chitosan used 1 g, contact time 60 min, the heavy metal concentration of 200 µg/g cadmium ion test, Lead ions and Nickel respectively 100 µg/g. Determination of absorbance using Atomic Absorption Spectrophotometer. The measured value of the adsorbent is converted to the maximum chitosan adsorption concentration value. The adsorption capacity of metallic chitosan complex, maximum was achieved for metal Cd²⁺ at pH 2 of 198.2051 µg/g (99.05 %), metal Pb²⁺ at pH 4 of 59.3341 µg/g (59.33 %) and metals Ni²⁺ at pH 7 of 45.1334 µg/g (45.13 %). This result indicates that pH value of interaction media has an effect on chitosan adsorption to heavy metal test with Cd²⁺ >> Pb²⁺ > Ni²⁺ sequence

Copyright

© 2019, the Authors. Published by Atlantis Press.

Open Access

This is an open access article distributed under the CC BY-NC license (<http://creativecommons.org/licenses/by-nc/4.0/>).

 **Download article (PDF)**



Volume Title

Proceedings of the First International Conference on Materials Engineering and Management - Engineering Section (ICMEME 2018)

Series

Advances in Engineering Research

Publication Date

March 2019

ISBN

10.2991/icmeme-18.2019.2

ISSN

2352-5401

DOI

[10.2991/icmeme-18.2019.2](https://doi.org/10.2991/icmeme-18.2019.2) [How to use a DOI?](#)

Copyright

© 2019, the Authors. Published by Atlantis Press.

Open Access

This is an open access article distributed under the CC BY-NC license

(<http://creativecommons.org/licenses/by-nc/4.0/>).

Cite this article

ris

enw

bib

TY - CONF
AU - Ismail Marzuki
AU - Ratna Surya Alwi
AU - Erniati
AU - Mudyawati
AU - Sinardi
AU - Andi Sry Iryani
PY - 2019/03
DA - 2019/03
TI - Chitosan Performance of Shrimp Shells in The Biosorption Ion Metal of Cadmium, Lead and Nickel Based on Variations Ph Interaction
BT - Proceedings of the First International Conference on Materials Engineering and Management - Engineering Section (ICMEMe 2018)
PB - Atlantis Press
SP - 6
EP - 11
SN - 2352-5401
UR - <https://doi.org/10.2991/icmeme-18.2019.2>

DO - 10.2991/icmeme-18.2019.2

ID - Marzuki2019/03

ER -

[+ download .ris](#)

[COPY TO CLIPBOARD](#)

Atlantis Press

Atlantis Press – now part of Springer Nature – is a professional publisher of scientific, technical & medical (STM) proceedings, journals and books. We offer world-class services, fast turnaround times and personalised communication. The proceedings and journals on our platform are Open Access and generate millions of downloads every month.

For more information, please contact us at: contact@atlantis-press.com

▶ PROCEEDINGS

▶ JOURNALS

▶ BOOKS

▶ POLICIES

▶ MANAGE COOKIES/DO NOT SELL MY INFO

▶ ABOUT

▶ NEWS

▶ CONTACT

▶ SEARCH

[Home](#) [Privacy Policy](#) [Terms of use](#)



Chitosan Performance Of Shrimp Shells In The Biosorption Ion Metal Of Cadmium, Lead And Nickel Based On Variations pH Interaction

Ismail Marzuki
Chemical Engineering
Fajar University
Makassar, Indonesia
ismailmz@unifa.ac.id

Ratna Surya Alwi
Chemical Engineering
Fajar University
Makassar, Indonesia
ratnasya@gmail.com

Erniati
Civil Engineering
Fajar University
Makassar, Indonesia
erni_nurzaman@yahoo.com

Mudyawati
Kebidanan
Akademi Kebidanan Tahirah Al Baeti
Bulukumba, South Sulawesi, Indonesia
mudya07@gmail.com

Sinardi
Chemical Engineering
Fajar University
Makassar, Indonesia
sinardi@unifa.ac.id

Andi Sry Iryani
Chemical Engineering
Fajar University
Makassar, Indonesia
andisryani@gmail.com

Abstract—The widespread use of chitosan waste shrimp extract to reduce the toxicity of certain heavy metals can reduce the escalation of the potential threat of environmental pollution. First) shrimp shell processing is intensively done so it is not wasted freely into the environment, second) toxicity of heavy metals decreased significantly with the application of chitosan adsorption method to heavy metals conducted in wider society. Bioadsorption method of heavy metals of ions Cadmium, Lead and Nickel using chitosan begins with insulation chitosan shell chitosan. The isolated chitosan was characterized. The performance of chitosan adsorption the three types of heavy metal tests was determined by chitosan interaction of each metal at varying pH interactions (pH 2-8). Interaction media conditions: 100 mL medium volume, total chitosan used 1 g, contact time 60 min, the heavy metal concentration of 200 µg/g cadmium ion test, Lead ions and Nickel respectively 100 µg/g. Determination of absorbance using Atomic Absorption Spectrophotometer. The measured value of the adsorbent is converted to the maximum chitosan adsorption concentration value. The adsorption capacity of metallic chitosan complex, maximum was achieved for metal Cd²⁺ at pH 2 of 198.2051 µg/g (99.05 %), metal Pb²⁺ at pH 4 of 59.3341 µg/g (59.33 %) and metals Ni²⁺ at pH 7 of 45.1334 µg/g (45.13 %). This result indicates that pH value of interaction media has an effect on chitosan adsorption to heavy metal test with Cd²⁺ >> Pb²⁺ > Ni²⁺ sequence

Keywords— *shrimp shell, chitosan, adsorption, heavy metal, pH*

I. INTRODUCTION

Indonesia is one of the countries producing frozen shrimp. Shrimp processing centre is spreading in many areas in Indonesia, including Makassar. Shrimp processing

business produces waste material especially shrimp shell, It reaches (30 - 70) %, [1]. Shrimp waste volume has the potential to have a negative impact on the environment. Chitin content in shrimp shells reaches (15 - 20) %, [2] protein (25-40)%, [3, 4] and calcium carbonate (45 - 50) %, [5]. Chitin is a polysaccharide group, a linear chain polymer and high molecular weight [β - (1-4) -2-acetamide-2-deoxy-D-glucose], can be converted into chitosan through the stages deproteinize (addition of aqueous NaOH), stage of demineralization (addition of low concentration HCl) and deacetylation stage (strong base reaction NaOH 50 %), [6]. The deacetylation reaction of chitin by removing the acetyl group (CH₃CONH-) produces chitosan polymer [β - (1-4) - 2-amine-2-deoxy-D-glucose], molecular formula (C₆H₁₁NO₄)_n, polycationic, high and reactive solubility, [2,7,8,9]. Chitosan is a yellowish-white amorphous solid polymer, potentially used as a heavy metal adsorbent by the mechanism of free electron-donor pair (Lewis bases) in hydroxy group (-OH) and amine (-NH₂) to form pseudo-bonds with heavy metal cations resulting in a chitosan-metal weight of complex, [7,10].

The heavy metal form of the substance is classified as dangerous and toxic because it is toxic to the environment of water, soil and air. Exposure to heavy metal ions to humans poses serious health problems, [11]. The heavy metal ions, for example, Chromium (Cr). Cobalt (Ni), Copper (Cu), Zinc (Zn), Manganese (Mn), Silver (Ag), Cadmium (Cd), Lead (Pb), Mercury (Hg), Arsenic (Ar), Selenium (Se) and other heavy metals, [12, 13, 14]. Based on the potential sources of contamination, exposure and risks to health, the three types of heavy metals form Cd²⁺, Pb²⁺ and Ni²⁺ are unstable free radical ions, so they should receive special attention handling, aimed at reducing

and reducing their toxicity to the environment, [13, 15, 16, 17].

The adsorption of chitosan on some heavy metal ions is unstable, becoming one of the alternatives to reduce the potential health risks of exposure to heavy metal toxic ions and is expected to be the most widely performed option. The use of chitosan modification or chitosan of activation for heavy metal ion absorption can overcome two problems at once, namely the need chitin-chitosan increased, resulting in the processing of shrimp shells become chitosan continuous so as not to form potential waste pollute the environment, as well as potential heavy metal contamination in the environment, minimized, [18, 19, 20, 21, 22].

II. MATERIALS AND METHODS

1. Materials and equipment

Materials used: White shrimp shell (*Penaeus merguensis*), HCl p.a, NaOH p.a, CH₃COOH p.a, NiSO₄.6H₂O p.a, Cd(NO₃)₂.4.H₂O pa, Pb(NO₃)₂ pa, AgNO₃ pa, Ninhidride, PP Indicator, glacial acetic acid, whatman paper no. 42, Aquades. Equipment: digital scales, stop watch, 1 set of crusher, Magnetic stirrer 79-1, Oven memmert UNB-400, Desiccator, Universal pH, Thermometer, centrifugation tool, 100 mesh sieve, Glassware, Volume Pipette, Atomic Absorption Spectrophotometer (AAS) merk Buck Scientific.

2. Preparing the chitosan

Separating the chitosan from the shell is done by several steps, they are: (1) Adsorbent preparation steps: washed the shrimp shells, dried, mashed, sieved in 100 mesh sized; (2) Demineralisation step: add HCl 1,5 M to the dried shell with the comparison 1:15 (b/v), heated it in 70 °C for 3 hours, stirred centrifugated it for about 15 minutes spin of 200 rpm, it will resulted as supernatan, then washed it with aquades up to no more of HCl substance on it, the last filtrate taken by washed it with AgNO₃ so there will be no more precipitation.

3. Chitosan Preparation

The isolation of chitosan from shrimp shell is done in several stages, namely; (1) preparation phase of adsorbent: shrimp shell washed, dried, mashed, sieved size 100 mesh; (2) Demineralization stage: dry rendamen plus HCl solution 1.5 M, ratio 1:15 (w/v), heated temperature 70 °C for 3 hours, stirred, centrifuged for 15 minutes 200 rpm rotation, supernatant dipole, then washed with aquades until free HCl, the final filtrate obtained was washed with AgNO₃ until there was no precipitate; (3) Deproteinization stage: convert protein bound to shrimp shell to salt of sodium proteinate with addition of 3.5 % NaOH ratio 1:10 (w/v), heated temperature (40 to 50) °C for 4 hours while stirring speed 50 rpm, filtered to obtain residues (chitin) and filtrate formed in the test with pp indicator until no red brick changes occur. Chitin is washed with aquades, then dried in

an 80 °C oven for 24 hours, disentangled in a desiccator. The obtained rendaments were measured; (4) Deacetylation stage: deproteination result is continued addition of NaOH 60 %, 1:20 (w/v). Stirred 50 rpm and heated, temperature 45 °C, for 4 hours, centrifuged 15 minutes, 200 rpm, supernatant was then neutralized with aquades, dried in 80 °C oven for 24 hours, chitosan was obtained. The obtained chitosan was characterized by parameters: organoleptic test (odor test, texture, color), rendamine, water content, solubility and test with ninhydrin.

4. Determination of concentrations of Cd, Pb and Ni adsorbate

- The standard solution of each of the metal ions Cd, Pb and Ni was made 1,000 ppm, diluted gradually to obtain Cd 200 µg/g ion ions and Pb metal ions as well as Ni metal ions of 100 µg/g each. The adsorption parameter based on 7 variations of pH interaction, ie pH 2 to 8, chitosan interaction medium to the three types of test metal ions in constant condition, namely: 100 mL metal ion solution volume, homogenization using 15 min magnetic stirrer contact time 60 min, and the amount of chitosan used respectively ± 1.0 g each treatment.
- Interaction procedure (Cd²⁺ metal interaction of chitosan): Prepared 7 of volume 100 mL erlenmeyer labels labeled pH 2 to 8, filled with Cd²⁺ solution, 1.03 g of chitosan each added, homogenized using 15 min magnetic stirrer, silenced for 60 minutes, filtered with whatman no. 42, 50 mL filtrate was taken in 50 mL erlenmeyer, pH was conditioned at 2 to 8 using HNO₃/NaOH above magnetic stirrer, Cd²⁺ absorbance value was measured with AAS $\lambda_{\max} = 228.80$ nm. The same procedure was performed for the determination of Pb²⁺ $\lambda_{\max} = 217,00$ nm and Ni²⁺ $\lambda_{\max} = 232,10$ nm. Determination of adsorption power and chitosan adsorption concentration on 3 kinds of metal ions based on uptake was calculated using linear equation.

III. RESULTS AND DISCUSSION

The results of shrimp chitosan isolation are presented in Table 1.

Table 1. Rendemen of Chitosan

Num	Measurement	Value
1	The initial weight of the shrimp shell	300.03 g
2	Weight after demineralization	138.02 g
3	Weight after deproteination	96.73
4	Rendemen chitin (%) / weight (g)	35.86/107.58
5	Chitin weights are converted to chitosan (g)	107.01 g
6	Rendements of chitosan (%) / weight (g)	65.17/ 69.74

The data Table 1, shows that chitosan content obtained is high in 65.17 %, equivalent to 23. 23 g of chitosan per 100 g shrimp shell (*Penaeus merguensis*), [1]. The treatment of chitosan isolation was carried out with the demineralization-deproteination-deacetylati-on stage,[2,7] whereas some previous studies carried out chitin insulation with the working order of deproteination-demineralization-deacetylati-on, and other modifications, [10,22,24], was performed to avoid the formation of a strong protective function by the skin due to the mineral calcium carbonate present in it. The first stage of chitosan isolation is demineralized so that the chitin content obtained is higher and the quality is better (the color is whiter and odorless), [3,8].

The results of chitosan characterization are presented in Table 2, the following:

Table 2. Characterization of shrimp shell chitosan

Parameters	Value of chitosan obtained	International standard chitosan value.
Water content	1.58 %	< 10 %
Solubility	Late	Late
Texture	Powder	Powder
Color	Pale white	White-pale yellow
Smell	No smell	No smell
Test ninhydrin	positive	-

Table 2 presents that the chitosan content obtained is in line of the international standards, [9,22]. The solubility of chitosan in 2 % glacial acetic acid solution is one of chitosan quality assessment parameters isolated from shrimp shell, [1,20,23]. The determinants of chitosan as a metal adsorbent are seen in the negative charge (surface group), ie (-OH) and (-NH₂). The number of amine groups in chitosan is the success of the isolation method. The -NH₂ group on chitosan is seen through the reaction of the purple ninhydrin solution indicating a reduction reaction at pH 6 to 8 forming a bonding compound between ninhydrin and hydrinadantin, [2,9].

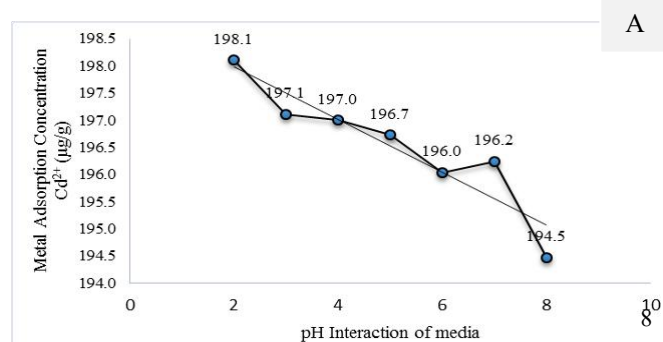
Table 3. Concentrations of Ion Metals Cd, Pb, and Ni Adsorbed

pH of metal chitosan -metal interaction	The average metal ion concentration on is not adsorbed	The average concentration of adsorbed metal ions (µg / g)	% Average metal ion adsorption	Decrease in adsorption value based on increase in pH (%)
<i>Metal interaction Cd²⁺-chitosan [200 (µg/g)/g]</i>				
2	1.8947	198.1053	99.0527	-
3	2.8897	197.1103	98.5552	-0.4975
4	3.0045	196.9955	98.4978	-0.5549
5	3.2777	196.7223	98.3612	-0.6915
6	3.9666	196.0334	98.0167	-1.03595
7	3.7630	196.2370	98.1185	-0.93415
8	5.5338	194.4662	97.2331	-1.81955
<i>Metal interaction Pb²⁺-chitosan [100 (µg/g)/g]</i>				
2	47.6548	52.3452	52.3452	-
3	43.7659	56.2341	56.2341	3.8889
4	40.6659	59.3341	59.3341	6.9889
5	46.9236	53.0764	53.0764	0.7312
6	46.7153	53.2847	53.2847	0.9395
7	47.6784	52.3216	52.3216	-0.0236

	8	53.1207	46.8793	46.8793	-5.4659
<i>Metal interaction Ni²⁺-chitosan [100 (µg/g)/g]</i>					
2	76.5146	23.4854	23.4854	-	
3	70.4706	29.5294	29.5294	6.044	
4	65.6612	34.3388	34.3388	10.8534	
5	63.2068	36.7932	36.7932	13.3078	
6	60.8666	39.1334	39.1334	15.648	
7	54.8666	45.1334	45.1334	21.648	
8	72.2472	27.7528	27.7528	4.2674	

The adsorption capacity of chitosan to metal ions Cd, Pb and Ni as shown in Table 3 and Figure 1, is done based on pH variation of interaction medium giving an idea that the pH of the interaction medium influences chitosan ability in absorbing certain metal type. The adsorption capacity of chitosan to heavy metal type, determined by the existence of active group form chitosan structure, that is: -OH and -NH₂. Both of these are ligands. The strength of the -NH₂ligand is stronger than -OH. The performance of chitosan adsorption to the metal ions determined by the active side of chitosan will be decreased equivalent to the amount of adsorbent of metal ions absorbed, so that chitosan is saturated, [1, 20, 24].

The mechanism of interaction is the reaction of the formation of complex compounds between chitosan and metal ions. The application of chitosan with the highest Cd²⁺ metal at pH 2, continues to decrease as the pH increases in the interaction medium to 7 to the highest chitosan impairment performance at pH 8 (Figure 1, a), but the chitosan adsorption to Cd²⁺ metal is much higher than that of Pb²⁺ and Ni²⁺, occurs because the complexity of Cd²⁺ metal chitosan can occur in two complex forming mechanisms, namely: first, the internal chitosan complexes of glucopyranose monomers use two pairs of free electron pairs each pair of free electron -OH groups and a pair of free electron -NH₂ groups in one the glucopyranose molecule forms a false bond with Cd²⁺, this complex compound forms a polymer chain called polymer monolayer complex,[13, 19]. The second, Adsorption of Cd²⁺ metal by chitosan to form chitosan-metal complex also can occur combination of α-cluster bonding of group in first layer glucopiranic monomer to form cadmium bridge with subsequent group -NH₂ glucopyranose layer and reverse pseudo-bonding of first group -NH₂ glocopiranososa layer with -OH group the glucopyranous molecule of the underlying layer, this state is called the polymer doublelayer complex, [10,12]. The ability of chitosan adsorption of Cd²⁺ metal ions in 2 complex forming mechanisms causes the concentration of cadmium metal to be absorbed by the highest chitosan active groups compared to lead and nickel metals, [22,25].



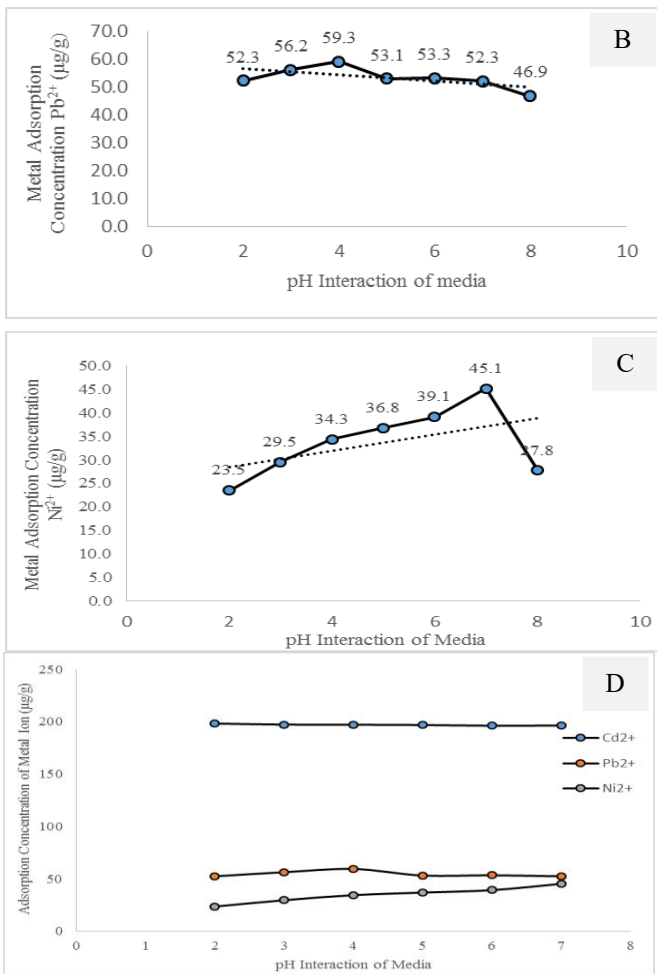


Figure 1. Performance of Chitosan shrimp-shell of Adsorption on Metal Ion (µg/g) Based on Variation of pH Media Interaction. A) Metal Cd²⁺; B) Metal Pb²⁺; C) Ni²⁺, D) Combined Metal Cd²⁺.

The formation of Chitosan-Pb and Chitosan-Ni complexes formed only 1 reaction mechanism ie metal adsorption of Pb²⁺/Ni²⁺ by chitosan formed complex of chitosan-metal occurs in the combination of group bonds in first layer glucopyranose monomers forming Lead/Nickel bridges with cluster -NH₂ glucopyranose the subsequent layer and vice versa of the first-layer -NH₂ glucopyranous group binding with the -OH group of glucopyranous subcutaneous molecules below, so that the concentration of the metal lead/Nickel absorbed by chitosan is limited due to faster saturation in chitosan active part (Table 3) and (Fig. 1. B, C), [7, 15]. The maximum adsorption of chitosan against metal Pb²⁺ formed Chitosan-lead complexes occurred at pH 4 interaction media conditions, while the chitosan-nickel complex, maximum at pH 7, (Table 3).

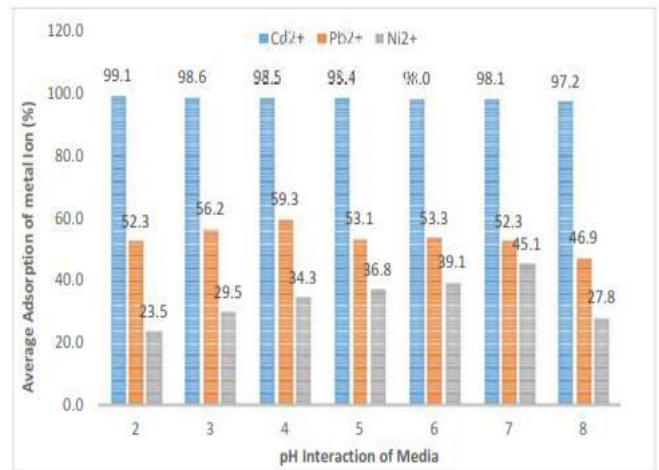


Figure 2. Average Power Adsorption Chitosan Shrimp Shells Against Metal Cd²⁺, Pb²⁺, Ni²⁺ (%) based on pH variation Media Interaction

The average adsorption capacity of chitosan to metal Cadmium, Lead and Nickel (Figure 2) the largest consecutive Cadmium >> Lead > Nickel, (Figure 1. D). The maximum absorption power of chitosan-Cadmium occurs in conditions of pH 2 media interaction, chitosan-Lead at pH 4, whereas the chitosan-Nickel adsorption occurred at pH 7. The difference in the adsorption capacity of chitosan for the metal and pH difference interactive media to achieve maximum adsorption due to several factors: first) the type and density of metal that interacts with chitosan, second) metal forming capabilities variation reaction mechanism of chitosan-metal complex formation, third) the ability of chitosan to release a proton (H⁺) in the group -OH and -NH₂ in a certain pH value of media interaction. Adsorption capacity of chitosan against specific types of metal so that the pH value of a medium of interaction varied to achieve optimum adsorption, [19,20].

IV. CONCLUSION

Result of investigation of chitosan adsorption to metal ion test, concluded: *The first*, Chitosan of shrimp shell waste extract can be used as biomaterial absorption of heavy metal of ions Cadmium (Cd), Lead (Pb) and Nickel (Ni); *second*, range of optimum pH of shrimp shell chitosan adsorption against heavy metal ions Cadmium (Cd²⁺) at pH 2 to 5, Lead (Pb²⁺) at pH 3 to 6 and Nickel (Ni²⁺) at pH 5 to 7; *third*, the maximum adsorption value of chitosan to heavy metal Cd²⁺ was 198,2051 µg/g (99.05 %) achieved at pH 2, metal Pb²⁺ was 59.3341 µg/g (59.33 %) achieved at pH4 and metal Ni²⁺ was 45.1334 µg/g (45.13 %) was achieved at pH 7; *fourth*, the order of adsorption power of shell shrimp of chitosan to the heavy metal test is Cd²⁺ >> Pb²⁺ > Ni²⁺.

REFERENCES

[1] Wiwit, Syakura, H., & Firdaus, M. L. (2015). Pemanfaatan Cangkang Udang sebagai Bioadsorben Ion

- Logam Cu dan Zn pada Sampel Air Permukaan Kota Bengkulu. In SIMIRATA, Bidang MIPA BKS-PTN Barat Untan, Pontianak, (pp. 729-736)
- [2] Agustina, S., & Kurniasih, Y. (2013). Pembuatan kitosan dari cangkang udang dan aplikasinya sebagai adsorben untuk menurunkan kadar logam cu. In *Seminar Nasional FMIPA UNDIKSHA III* (pp. 365–372).
- [3] Evaan, D. Y., & Cahyaningrum, S. E. (2012). Sintesis dan Pemanfaatan Kitosan Alginat Sebagai Membran Ultrafiltrasi Ion K⁺. *UNESA Journal of Chemistry*, 1(2), 7–13.
- [4] Marzuki, Q., Khabibi, & Prasetya, N. B. A. (2013). Pemanfaatan Limbah Kulit Udang Windu (*Penaeus monodon*) Sebagai Edible Coating dan Pengaruhnya Terhadap Kadar Ion Pb (II) pada Buah Stroberi (*Fragaria x ananassa*). *Chem.info*, 1(1), 232–239.
- [5] Ren, Y., Abbood, H. A., He, F., Peng, H., & Huang, K. (2013). Magnetic EDTA-modified chitosan / SiO₂ /Fe₃O₄ adsorbent: Preparation, characterization, and application in heavy metal adsorption. *Chemical Engineering Journal*, 226, 300–311. <https://doi.org/10.1016/j.cej.2013.04.059>
- [6] Leny, Iriani, R., & Sanjaya, R. E. (2018). Potency of Chitin as an Adsorbent in Black Water Treatment Process at Peatland Environment. *Atlantis Press*, 147(Icsse 2017), 316–321.
- [7] Li Sun, L. Z., Liang, C., Yuan, Z., Ye Zhang, W. X., Zhang, J., & Che, Y. (2011). Chitosan modified Fe 0 nanowires in porous anodic alumina and their application for the removal of hexavalent chromium from water. *Journal of Materials Chemistry*, 21(10 mL), 5877–5880. <https://doi.org/10.1039/c1jm10205b>
- [8] Nucifera, I. F., Zaharah, T. A., & Syahbanu, I. (2016). Uji Stabilitas Kitosan-Kaolin Sebagai Adsorben Logam Berat Cu (II) dalam Air. *JKK*, 5(2), 43–49.
- [9] Seo, S. B., Kajiuchi, T., Kim, D. I., Lee, S. H., & Kim, H. K. (2002). Preparation of Water Soluble Chitosan Blenders and Their Application to Removal of Heavy Metal Ions from Wastewater †. *Macromolecular Research*, 10(2), 103–107.
- [10] Wu, S., Liou, T., & Mi, F. (2009). Bioresource Technology Synthesis of zero-valent copper-chitosan nanocomposites and their application for treatment of hexavalent chromium. *Bioresource Technology*, 100(19), 4348–4353. <https://doi.org/10.1016/j.biortech.2009.04.013>
- [11] Marzuki, I. (2016). Analisis Kromium Heksavalen dan Nikel Terlarut dalam Limbah Cair Area Pertambangan PT. Vale Tbl, Soroako-Indonesia. *Chemica*, 17(2), 1–11. <https://doi.org/view/4679/2685>
- [12] Zhang, S., Zhou, Y., Nie, W., Song, L., & Zhang, T. (2012). Preparation of Uniform Magnetic Chitosan Microcapsules and Their Application in Adsorbing Copper Ion (II) and Chromium Ion (III). *Industrial & Engineering Chemistry Research*, 51(I), 14098–14106.
- [13] Zhou, Y., Xia, S., Zhang, Z., Zhang, J., & Hermanowicz, S. W. (2011). Associated Adsorption Characteristics of Pb (II) and Zn (II) by a Novel Biosorbent Extracted from Waste-Activated Sludge. *Environ. Eng.* (II), 1–7. [https://doi.org/10.1061/\(ASCE\)EE.1943-7870.0001104](https://doi.org/10.1061/(ASCE)EE.1943-7870.0001104)
- [14] Marzuki, I. (2014). Analysis of Heavy Metal On The Origin of Coastal Marine Sediment In Melawai Balikpapan East Kalimantan. In *Proceeding The 3 rd International on Int. Conference of the Indonesian Chemical Society* (pp. 150–160). Ambon, Maluku, Indonesia.
- [15] Solgi, E., & Parmah, J. (2015). Analysis and assessment of nickel and chromium pollution in soils around Baghejar Chromite Mine of Sabzevar Ophiolite Belt, Northeastern Iran. *Transaction of Conferous Metals Society of China*, 25, 2380–2387. <https://doi.org/10.1016/S1003>
- [16] Shalabi, A. S., Mahdy, A. M. El, Taha, H. O., & Soliman, K. A. (2014). The effects of macrocycle and anchoring group replacements on the performance of porphyrin based sensitizer: DFT and TD-DFT study. *Journal of Physical and Chemistry of Solids*. <https://doi.org/10.1016/j.jpics.2014.08.002>
- [17] Ziarati, P., Moshiri, I. M., & Sadeghi, P. (2017). Bio-adsorption of Heavy Metals from Aqueous Solutions by Natural and Modified non-living Roots of Wild *Scorzonera incisa* DC. *Sci Discov*, 1(99), 1–8. <https://doi.org/10.24262/jsd.1.1.17010>
- [18] Iryani, A. S., & Marzuki, I. (2017). Penilaian Tingkat Cemaran Timbal pada Danau Balang Tonjong Kelurahan Antang Manggala Kota Makassar. *Techno Entrepreneur Acta*, 2(1), 51–58.
- [19] Wahyuni1, S., Khaeruni, A., & Hamidah. (2017). Aplikasi Membran Kitosan Cangkang Udang Windu (*Penaeus monodon*) untuk Memperpanjang Masa Simpan Sari Buah Jeruk Manis (*Citrus sinensis*). *J. Sains Dan Teknologi Pangan (JSTP)*, 2(1), 272–284.
- [20] Tanheitafino, S., Zaharah, T. A., & Destiarti, L. (2016). Modifikasi Kitosan dengan Kaolin dan Aplikasinya Sebagai Adsorben Timbal (II). *Jkk*, 5(2), 33–42.
- [21] Sarkar, M., & Majumdar, P. (2011). Application of response surface methodology for optimization of heavy metal biosorption using surfactant modified chitosan bead. *Chemical Engineering Journal*, 175, 376–387. <https://doi.org/10.1016/j.cej.2011.09.125>
- [22] Rahayu, L. H., & Purnavita, S. (2007). Optimalisasi Pembuatan Kitosan dari Kitin Limbah Cangkang Rajungan (*Portunus pelagicus*) Untuk Adsorben Ion Logam Merkuri. *REAKTOR*, 11(1), 45–49.
- [23] Jeon, C., & Ho, W. H. (2004). Application of the surface complexation model to heavy metal sorption equilibria onto aminated chitosan. *Hydrometallurgy, Elsevier*, 71, 421–428. [https://doi.org/10.1016/S0304-386X\(03\)00118-X](https://doi.org/10.1016/S0304-386X(03)00118-X)
- [24] Kamiński, W., & Modrzejewska, Z. (2006). Application of Chitosan Membranes in Separation of Heavy Metal Ions. *Separation Science and Technology*, 32(16), 2659–2666. <https://doi.org/10.1080/01496399708006962>
- [25] Ziarati, P., Namvar, S., & Sawicka, B. (2018). Heavy Metals Bioadsorption By Hibiscus Sabdariffa L From Contaminated Water The. *Technogenic and Ecological Safety*, 4(4), 22–32. <https://doi.org/10.5281/zenodo.1244568>
- [26] Ma'mun, S., Theresa, M., & Alfimona, S. (2016). Penggunaan Membran Kitosan untuk Menurunkan Kadar Logam Krom Pada Limbah Industri Penyamakan Kulit. *Teknoin*, 22(5), 367–371.

Part of **SPRINGER NATURE**

[PROCEEDINGS](#) | [JOURNALS](#) | [BOOKS](#)

Search

Series: [Advances in Engineering Research](#)

Proceedings of the First International Conference on Materials Engineering and Management - Engineering Section (ICMEMe 2018)

[HOME](#)

[PREFACE](#)

[ARTICLES](#)

[AUTHORS](#)

[ORGANIZERS](#)

[PUBLISHING INFORMATION](#)

64 authors

Achmad, Andani

Backpropagation Performance Against Support Vector Machine in Detecting Tuberculosis Based on Lung X-Ray Image

Achmad, Andini Dani

The Design of internet Of Things Solutions for National Fishery Logistics System

Achmad, Andini Dani

Backpropagation Performance Against Support Vector Machine in Detecting Tuberculosis Based on Lung X-Ray Image

Al Imran, Hamzah

Sediment Retention Models Right On The Irrigation Channels

Aladin, Andi

Optimization Of The Rotational Speed Of Homogenizers In The Production Of VCO Emulsion Using Soy Lecithin As The Emulsifier

Ali, Muhammad Yusuf

Designing The Crab Shell Crusher as an ingredient for The Teeth Restoration using Grinding and Sizing Method

Alkas, M. Jazir

Study of Pre-Stressed Concrete Girders Planning on Flyover Project Overpass Bridges Mahakam IV Samarinda City

Alwi, Ratna Surya

Chitosan Performance of Shrimp Shells in The Biosorption Ion Metal of Cadmium, Lead and Nickel Based on Variations Ph Interaction

Arizal

Backpropagation Performance Against Support Vector Machine in Detecting Tuberculosis Based on Lung X-Ray Image

Armid, Alrum

Heavy Metals Contamination Of Cr⁶⁺ and Cd in The Ground Water in Nickel Laterite Mining Area in Tapungaya Konawe Utara

Asmeati

Designing The Crab Shell Crusher as an ingredient for The Teeth Restoration using Grinding and Sizing Method

Azis, Asmawaty

Water Quality Monitoring System for Vannamae Shrimp Cultivation Based on Wireless Sensor Network In Taipa, Mappakasunggu District, Takalar

Bachtiar, Erniati

The Effect of Sea Water on Effectiveness of Gfrp-S Bonding on The Reinforced Concrete Beam Submersion For 1 Year

Bachtiar, Erniati

Potency of Sugarcane Bagasse Ash Partial Subtitution of Cement in Concrete

Bakri

Influence of alkali and microwave treatments of fiber on the water absorption and the mechanical properties of coir fiber/polyester composites

Chaerul, Muhammad

Heavy Metals Contamination Of Cr6+ and Cd in The Ground Water in Nickel Laterite Mining Area in Tapungaya Konawe Utara

Chandrakakty, Sri

Influence of alkali and microwave treatments of fiber on the water absorption and the mechanical properties of coir fiber/polyester composites

Darwan

Potency of Sugarcane Bagasse Ash Partial Subtitution of Cement in Concrete

Deniyatno

Heavy Metals Contamination Of Cr6+ and Cd in The Ground Water in Nickel Laterite Mining Area in Tapungaya Konawe Utara

Erdawati

Study of Mode Preferences of Personal Transport Based on Distance Traveled and Length of Trip

Erniati

Chitosan Performance of Shrimp Shells in The Biosorption Ion Metal of Cadmium, Lead and Nickel Based on Variations Ph Interaction

Faridha, Iken

Heavy Metals Contamination Of Cr6+ and Cd in The Ground Water in Nickel Laterite Mining Area in Tapungaya Konawe Utara

Gusty, Sri

Potency of Sugarcane Bagasse Ash Partial Subtitution of Cement in Concrete

Gusty, Sri

Study of Mode Preferences of Personal Transport Based on Distance Traveled and Length of Trip

Hanafie, Ahmad

Ergonomic Seating Design On Machine Combine Harvester

Hanafie, Ahmad

Analysis of Cutting Speed On Surface Roughness Relationship Through St-90 Material Lathe Using Chisel Carbide

Hanafie, Ahmad

Design Window Curtain Automatic Ergonomic Based On Arduino Uno Atmega328

Haryati, Nina

Priority of Development Infrastructure in Tamalanrea City Makassar

Hasdin

Intersection Design to Prevent Congestion

Haslinah, Andi

Optimization Of The Rotational Speed Of Homogenizers In The Production Of VCO Emulsion Using Soy Lecithin As The Emulsifier

Haslindah, Andi

Ergonomic Seating Design On Machine Combine Harvester

Haslindah, Andi

Design Window Curtain Automatic Ergonomic Based On Arduino Uno Atmega328

Idris, Riswan

Water Quality Monitoring System for Vannamae Shrimp Cultivation Based on Wireless Sensor Network In Taipa, Mappakasunggu District, Takalar

Iryani, Andi Sry

Chitosan Performance of Shrimp Shells in The Biosorption Ion Metal of Cadmium, Lead and Nickel Based on Variations Ph Interaction

Jamal, Mardewi

Study of Pre-Stressed Concrete Girders Planning on Flyover Project Overpass Bridges

Mahakam IV Samarinda City

Khaerat Nur, Nur

Study of Mode Preferences of Personal Transport Based on Distance Traveled and Length of Trip

Khaerat Nur, Nur

Intersection Design to Prevent Congestion

Marzuki, Ismail

Chitosan Performance of Shrimp Shells in The Biosorption Ion Metal of Cadmium, Lead and Nickel Based on Variations Ph Interaction

Marzuki, Ismail

Potency of Sugarcane Bagasse Ash Partial Subtitution of Cement in Concrete

Mudyawati

Chitosan Performance of Shrimp Shells in The Biosorption Ion Metal of Cadmium, Lead and Nickel Based on Variations Ph Interaction

Muslihi, Muhammad Takdir

The Design of internet Of Things Solutions for National Fishery Logistics System

Naharuddin

Influence of alkali and microwave treatments of fiber on the water absorption and the mechanical properties of coir fiber/polyester composites

Nenny

Sediment Rentention Models Right On The Irrigation Channels

Nurpadli, Andi Muh.

Study of Mode Preferences of Personal Transport Based on Distance Traveled and Length of Trip

Paserangi, Irwan

Designing The Crab Shell Crusher as an ingredient for The Teeth Restoration using Grinding and Sizing Method

Rachim, Fatmawati

Intersection Design to Prevent Congestion

Rachim, Fatmawaty

Study of Mode Preferences of Personal Transport Based on Distance Traveled and Length of Trip

Sahupala, Peter

Coal As An Alternative Fuel

Saripuddin, M.

Ergonomic Seating Design On Machine Combine Harvester

Saripuddin, M.

Analysis of Cutting Speed On Surface Roughness Relationship Through St-90 Material Lathe Using Chisel Carbide

Saripuddin, M.

Design Window Curtain Automatic Ergonomic Based On Arduino Uno Atmega328

Setiawan, Asri Mulya

The Effect of Sea Water on Effectiveness of Gfrp-S Bonding on The Reinforced Concrete Beam Submersion For 1 Year

Setiawan, Asri Mulya

Potency of Sugarcane Bagasse Ash Partial Substitution of Cement in Concrete

Sinardi

Chitosan Performance of Shrimp Shells in The Biosorption Ion Metal of Cadmium, Lead and Nickel Based on Variations Ph Interaction

Suradi

Analysis of Cutting Speed On Surface Roughness Relationship Through St-90 Material Lathe Using Chisel Carbide

Suradi

Design Window Curtain Automatic Ergonomic Based On Arduino Uno Atmega328

Syarif, Humayatul Ummah

Benefits of silica (SiO₂) compound on rice husk briquettes as adsorbent of Sea water into clean Water

Yani, Setyawati

Optimization Of The Rotational Speed Of Homogenizers In The Production Of VCO Emulsion Using Soy Lecithin As The Emulsifier

Yunus, Andi Ibrahim

Potency of Sugarcane Bagasse Ash Partial Subtitution of Cement in Concrete

Yunus, Andi Ibrahim

Study of Mode Preferences of Personal Transport Based on Distance Traveled and Length of Trip

Yunus, Awaluddin

Ergonomic Seating Design On Machine Combine Harvester

Yusman, Nurjannah

Coal As An Alternative Fuel

Yusuf, Supriyadi

Study of Pre-Stressed Concrete Girders Planning on Flyover Project Overpass Bridges Mahakam IV Samarinda City

Zainuddin, Zaryanti

Water Quality Monitoring System for Vannamae Shrimp Cultivation Based on Wireless Sensor Network In Taipa, Mappakasunggu District, Takalar

Atlantis Press

Atlantis Press – now part of Springer Nature – is a professional publisher of scientific, technical & medical (STM) proceedings, journals and books. We offer world-class services, fast turnaround times and personalised communication. The proceedings and journals on our platform are Open Access and generate millions of downloads every month.

For more information, please contact us at: contact@atlantis-press.com

- ▶ PROCEEDINGS
- ▶ JOURNALS
- ▶ BOOKS
- ▶ POLICIES
- ▶ MANAGE COOKIES/DO NOT SELL MY INFO
- ▶ ABOUT
- ▶ NEWS
- ▶ CONTACT
- ▶ SEARCH

[Home](#) [Privacy Policy](#) [Terms of use](#)



Copyright © 2006-2024 Atlantis Press – now part of Springer Nature