

D3 Gizi

Optimization of low carbohydrate and high fibre Talas Beneng (*Xanthosoma undipes* K.Koch) flour for type 2 DM patients

 Jurnal 12

 D3 Gizi

 Universitas Muhammadiyah Semarang

Document Details

Submission ID

trn:oid::1:2986669086

Submission Date

Aug 20, 2024, 5:27 PM GMT+7

Download Date

Aug 20, 2024, 5:28 PM GMT+7

File Name

Low_Carbohydrate_and_High_Fibre_-_Food_Research_Sufiati_B..pdf

File Size

279.7 KB

5 Pages

3,375 Words

17,587 Characters

10% Overall Similarity

The combined total of all matches, including overlapping sources, for each database.





Filtered from the Report

- ▶ Bibliography




Exclusions

- ▶ 2 Excluded Sources

Match Groups

-  **10** Not Cited or Quoted 4%
Matches with neither in-text citation nor quotation marks
-  **0** Missing Quotations 0%
Matches that are still very similar to source material
-  **0** Missing Citation 0%
Matches that have quotation marks, but no in-text citation
-  **0** Cited and Quoted 0%
Matches with in-text citation present, but no quotation marks

Top Sources

- 10%  Internet sources
- 5%  Publications
- 2%  Submitted works (Student Papers)

Integrity Flags

0 Integrity Flags for Review

No suspicious text manipulations found.

Our system's algorithms look deeply at a document for any inconsistencies that would set it apart from a normal submission. If we notice something strange, we flag it for you to review.

A Flag is not necessarily an indicator of a problem. However, we'd recommend you focus your attention there for further review.

Match Groups

- 10 Not Cited or Quoted 4%**
Matches with neither in-text citation nor quotation marks
- 0 Missing Quotations 0%**
Matches that are still very similar to source material
- 0 Missing Citation 0%**
Matches that have quotation marks, but no in-text citation
- 0 Cited and Quoted 0%**
Matches with in-text citation present, but no quotation marks

Top Sources

- 10% Internet sources
- 5% Publications
- 2% Submitted works (Student Papers)

Top Sources

The sources with the highest number of matches within the submission. Overlapping sources will not be displayed.

1	Internet	
	journal.sgu.ac.id	2%
2	Internet	
	prosiding.unimus.ac.id	2%
3	Internet	
	repository.ubaya.ac.id	2%
4	Publication	
	S Winarni, F Arifan, RTD. W Broto, A Fuadi, R Ramadhan. "Analysis of glycemic ind..."	2%
5	Internet	
	www.iiste.org	2%
6	Internet	
	www.hindawi.com	2%

Optimization of low carbohydrate and high fibre Talas Beneng (*Xanthosoma undipes K.Koch*) flour for type 2 DM patients

^{1,*}Bintanah, S., ²Hagnyonowati and ¹Jauharany, F.F.

¹Nutrition Study Program at Muhammadiyah University of Semarang, Central Java, Indonesia

²Dr. Kariadi Hospital, Semarang, Central Java, Indonesia

Article history:

Received: 25 December 2021

Received in revised form: 22 February 2022

Accepted: 29 July 2022

Available Online: 21 January 2024

Keywords:

Diabetes mellitus,
Fibre,
Glycaemic index,
Optimization,
Talas beneng flour

DOI:

[https://doi.org/10.26656/fr.2017.8\(1\).953](https://doi.org/10.26656/fr.2017.8(1).953)

Abstract

Talas beneng flour contains low carbohydrates and high fibre that can be used as snacks for type 2 DM patients. This study aimed to find the best and preferred nutritional value of Talas Beneng flour with two different treatments: steam oven-dried and oven-dried. The water content was analysed following the AOAC method; crude fibre content was analysed following the gravimetric method; fat content was estimated following the Soxhlet extraction method; protein content was estimated following the Kjeldahl method; carbohydrate content was estimated following the Luff Schoorl method. The organoleptic test was performed using the scoring method. The results of the analysis were presented descriptively. The results showed that the oven-dried Talas Beneng flour produced organoleptic characteristics that were most favoured by the panellists, with the characteristics of having a bright light brown colour (3.98/5), savoury aroma (3.97/5), and slightly rough (3.92/5). The results of the analysis of nutrients in the oven-dried Talas Beneng flour resulted in lower moisture content of 9.89%, higher protein content of 9.29%, lower fat content of 0.8%, lower carbohydrate content of 26.56%, higher fibre content of 14.3%, and starch content of 18.03% compared to the steaming and then drying method. The best Talas Beneng flour was the oven-dried because it had a low carbohydrate content, high protein, low fat, high fibre, and sufficient starch that can be used as a food product to control blood sugar levels such as in diabetes mellitus patients.

1. Introduction

Diabetes mellitus (DM) is a group of metabolic diseases characterized by increased blood sugar levels (hyperglycaemia) due to insulin abnormalities, insulin action, or a combination of insulin abnormalities and insulin action. According to Puspitaningrum's (2015) research, one of the factors that cause DM is genetic (heredity) (Puspitaningrum *et al.*, 2015). While the results of the research by Ishak *et al.* (2014), reported that 20 samples of Javanese patients were found to have gene mutations and 20 Gorontalo patients did not find gene mutations in DM patients in Gorontalo due to environmental factors or other behaviour (Ishak *et al.*, 2014). DM is also known as the silent killer because it can affect all organs of the body and cause various kinds of disorders that are often not realized by the patient until diagnosed after complications.

DM is also known as the silent killer because it can attack all organs of the body and cause various kinds of disorders that are often not realized by sufferers, so they are only diagnosed after complications. The world's

prevalence of DM in 2012 was 371 million people, where the proportion of type 2 diabetes mellitus was 8.5% and there was an increase of 12.70% in 2017 to 425 million people and it is estimated that there will be an increase to 643 million people in 2030 and is the seventh leading cause of death in the world (International Diabetes Federation, 2021). Meanwhile in Southeast Asia, from 82 million in 2017, it is estimated that there will be an increase to 151 million in 2045. Of the 10 major countries that are estimated to have many DM sufferers 5.4 million in 2045 and Indonesia is ranked 7th. Based on data from the Riset Kesehatan Dasar (Riskesmas) in 2008, shows that the prevalence of DM in Indonesia has increased to 57% (Kementerian Kesehatan Republik Indonesia, 2008).

Control of blood sugar levels is needed to reduce the risk of complications, and one of the ways is to choose foods with a low glycaemic index and diet regulation through the intake of foods that contain balanced nutrients between macronutrients and micronutrients, especially fibre (Manullang *et al.*, 2020). The glycaemic

index (GI) is a measure developed to classify carbohydrate foods based on their physiological effects on blood glucose levels (Winarni *et al.*, 2019). WHO (World Health Organization) recommends foods with a low GI for blood glucose control, while still paying attention to the amount of carbohydrate intake. A study by Riccardi *et al.* (2008) reported that low GI foods can improve insulin sensitivity, reduce the rate of glucose absorption and control glucose. The results of Utari's research showed that a low GI modified diet alone did not reduce insulin resistance in obese adolescents, but glycaemic status should be monitored regularly to determine its development (Utari *et al.*, 2019). Other studies on fibre have shown that fibre can improve glucose control and significantly decrease postprandial plasma glucose levels (Kusumaningrum and Muin, 2019). Fibre foods have a lower GI. Other studies have shown that fibre can improve glucose control and significantly lower postprandial plasma glucose levels (Wijayanti *et al.*, 2020). Food sources of fibre also have a lower glycaemic index and provide metabolic effects, namely reducing the occurrence of hypoglycemia (Giacco *et al.*, 2002).

In general, drying using a dryer is better than using sunlight. The advantages include the drying temperature and hot air flow rate that can be controlled, cleanliness is more maintained, and heating occurs evenly. However, the operation of the dryer sometimes requires the user's expertise and is more expensive. The drying process in the manufacture of Talas flour is one of the crucial stages because it determines the quality and durability of further processed products from the flour. Temperature and drying time are important factors in drying that will affect the quality of the final product (Heldman *et al.*, 2006). The most optimal drying process according to Mohamed and Hussein (1994) which was at a temperature of 60°C for 22 hrs able to produce a flour with moisture content of 9.89%. The results of the drying are then milled with a pin disc mill (Mohamed and Hussein, 1994). This study aimed to determine the nutritional value of the best and preferred Talas Beneng flour of two different treatments; steam oven dried, and oven dried.

2. Materials and methods

2.1 Sample preparation and Talas Beneng flour processing

Old Talas Beneng were chosen, peeled and then washed thoroughly using running water. It was then sliced thinly with a thickness of 1.5 cm and soaked in 10% saltwater to remove the itching taste for 10 mins. Then, rinsed with running water and dried.

For the steam oven-dried treatment, the dried Talas Beneng slices were steamed for 20 mins, and then removed to cool at room temperature. Then, it was placed in a cabinet dryer at 60°C for 22 hrs, floured using a Disc mill and sieved using an 80-mesh sieve.

For the oven-dried treatment, the steaming process was skipped, and the dried Talas Beneng slices were placed in a cabinet dryer at 60°C for 22 hrs. Then, floured using a Disc mill and sieved using an 80-mesh sieve.

2.2 Proximate analysis

Analysis of water content was conducted using the AOAC method. Analysis of crude fibre and total starch content was conducted using the gravimetric method. Whereas the measurement of fat content was done using the Soxhlet extraction method. Analysis of protein content was estimated following the Kjeldahl method, and the analysis of carbohydrate content was estimated following the Luff School method.

2.3 Talas Beneng flour organoleptic hedonic test

The organoleptic test for colour, aroma and texture of the two different treated Talas Beneng flour was tested. The organoleptic test uses a variance test with thirty trained panellists to assess the products that have been produced. The results of the panellists' assessment were then analysed to find out which product the panellists liked the most based on texture, aroma, and colour. The scale used was (1) disliked, (2) less liked, (3) liked, (4) very much liked and (5) very much liked.

2.4 Data analysis

Data from organoleptic and acceptability test results were processed and analysed descriptively in tabular form including colour, aroma, texture, and taste.

3. Results and discussion

The results show certain nutritional components contained in Talas Beneng flour in Table 1. The results of the analysis of nutrients in the oven-dried Talas Beneng flour resulted in 9.89% moisture content and lower than the steam oven-dried Talas Beneng flour. Based on SNI 3751:2009, the maximum water content of Talas Beneng flour is 14.5%, it is still within the safe range of flour to prevent mould growth.

The oven-dried Talas Beneng flour contains 9.29% protein, which is higher than the steam oven-dried Talas Beneng flour. Protein content below 9% in flour has a lower swelling power (U.S. Wheat Associates, 1981). If consumed high protein content also tend to have a low GI value because the rate of gastric emptying becomes

slow, and digestion and the increase in blood glucose are also slow.

Table 1. Nutrient content of the Talas Beneng flour in 100 g.

Nutrient content	Treatment	
	Steam oven-dried	Oven-dried
Water content (%)	10.2	9.89
Proteins (%)	8.77	9.29
Fat (%)	0.85	0.8
Carbohydrates (%)	26.7	26.56
Fibre (%)	13.65	14.3
Starch (%)	16.02	18.03
Amylose (%)	0.5	0.7

The fat content affects the quality of starch in the Talas Beneng flour. According to Lisa's (2015) research, the very low-fat content makes the Talas Beneng flour not easily rancid due to an oxidation reaction, thus, it can be stored for a long time. The fat content in the oven-dried Talas Beneng flour obtained lower levels than the steam oven-dried Talas Beneng flour, which was 0.8% (Table 2). The fat content in flour can affect the gelatinization process because fat can form complexes with amylose and inhibits the starch gelatinization process because most of the fat will be absorbed by the surface of the granule, and a hydrophobic fat layer is formed around the granule. The high-fat content in Talas Beneng flour will reduce the amylose's tendency to bind, form a gel, and be retrograded and it will inhibit its' viscosity during heating. The results showed that the amylose content in the oven-dried Talas Beneng flour was 0.7% higher than in the steam oven-dried Talas Beneng flour by 0.5%.

Table 2. Organoleptic test of the Talas Beneng flour.

Treatment	Score		
	Colour	Flavour	Texture
Steam oven-dried	2.00	2.84	2.87
Oven-dried	3.98	3.97	3.92

Carbohydrates are nutrients contained in each tuber, including Talas Beneng. It can be used as an alternative staple food because most of the content of Talas is carbohydrates. According to Dawam's (2010) research, carbohydrates in Talas are a result of being influenced by the number of nutrients that can be absorbed. If vegetative activities during the rainy season can carry out photosynthesis optimally and have little budding, then the carbohydrate content of the tubers will be high. However, if there is a lot of budding, potential carbohydrates are used for budding activities.

The results of this study indicate that the oven-dried Talas Beneng flour has a carbohydrate content of 26.56% lower than the steam oven-dried Talas Beneng flour. The yield was higher when compared to several

other types of tubers but still lower when compared to the carbohydrate in rice (28%), and the carbohydrate in porang (33.39%). This is supported by research conducted by Purwantoro (2014) that the nutritional content of suweg, which contains carbohydrate ranging from 10.66%.

The high carbohydrate content in Talas Beneng flour is expected to be used as an alternative carbohydrate source, or as a diversification of food ingredients, industrial raw materials, and so on. The type of carbohydrate contained in Talas Beneng flour is a complex carbohydrate and has a low GI level (55%) when compared to the GI value of one serving of boiled sweet potato of 63%. The GI value is categorized as low if the GI value is < 55%, moderate 55-70%, and high >70%. Other studies have shown that low GI foods can improve insulin sensitivity and reduce the rate of glucose absorption, which is useful in controlling blood glucose in people with type 2 diabetes. Low GI foods will be digested and converted into glucose gradually, therefore, peak blood glucose levels will also be low. It means that fluctuations in the increase of glucose levels are relatively low. Conversely, foods with a high GI will be digested and converted into glucose quickly (Giacco et al., 2002). Because of that, to control blood glucose levels, people with type 2 diabetes, are recommended to eat foods with low GI (Riccardi et al., 2008). Complex carbohydrates also contain enough fibre. The results showed that the fibre content in Talas Beneng flour showed a fairly high amount of 14.3%. Fibre affects the GI of food related to its role as a physical inhibitor in the digestive process (Mahan et al., 2012). Consumption of fibre in sufficient quantities can provide benefits for controlling blood glucose and plasma lipid levels (Margareth, 2006). Fibre has a hypoglycaemic effect because able to slow gastric emptying, glucose diffusion, and glucose absorption to reduce the increase in blood glucose (Gropper et al., 2009).

Complex carbohydrates also contain starch. The main constituent polysaccharides of starch are amylose and amylopectin. Total starch content is the amount of amylose and amylopectin in starch. The results of this study showed that the starch content in oven-dried Talas Beneng flour was 18.03%, consisting of 0.7% amylose and 17.33% starch. The high total starch content in the Talas beneng flour can be used as raw material for making vermicelli.

The result of the organoleptic test is shown in Table 2. The oven-dried Talas Beneng flour was the most favoured by the panellists. It has a bright light brown colour (3.98/5), a savoury aroma (3.97/5), and a slightly rough texture (3.92/5). Meanwhile, the steam oven-dried

Talas Beneng flour has a greyish-brown colour (2.80/5), a pungent aroma (2.84/5), and a soft texture (2.87/5).

The average value of the oven-dried Talas Beneng flour produced better colour, aroma, and texture. This is because the oven-dried Talas Beneng flour is affected by the even distribution of heating at the time of drying, before going through the grinding process. The brightness of the colour is also influenced by the hydrolysis process and enzymatic reactions. In the heating process of carbohydrates, there is a change from polysaccharides to simple sugars with the help of temperature, acids, and enzymes. Changes in colour during the drying and heating process will produce a brownish colour, and change in flavour and texture (Kusnandar, 2019).

4. Conclusion

Diabetics are advised to maintain a balanced nutritional intake of food and choose foods that are low in sugar. The results of this study indicated the potential of Talas Beneng flour as a good food ingredient for consumption by type 2 DM patients because it has low carbohydrate content, high protein, low fat, and high fibre to control blood sugar levels.

Conflict of interest

The authors declare no conflict of interest.

References

- Dawam. (2010). Kandungan Pati Umbi Suweg (*Amorphophallus Campanulatus*) Pada Berbagai Kondisi Tanah di Daerah Kalioso, Matesih Dan Baturetno. Indonesia: Universitas Negeri Sebelas Maret. [In Bahasa Indonesia].
- Giacco, R., Clemente, G. and Riccardi, G. (2002.) Dietary fibre in treatment of diabetes: myth or reality? *Digestive and liver disease: official journal of the Italian Society of Gastroenterology and the Italian Association for the Study of the Liver*, 34 (Suppl. 2), S140–S144. [https://doi.org/10.1016/S1590-8658\(02\)80182-7](https://doi.org/10.1016/S1590-8658(02)80182-7)
- Gropper, S.A.S., Smith, J.L. and Groff, J.L. (2009). *Advanced Nutrition and Metabolism*. 5th ed. Australia: Wadsworth Cengage Learning.
- Heldman, D.R., Lund, D.B. and Sabliov, C. (Eds.) (2006). *Handbook of Food Engineering*. 2nd ed. Boca Raton, USA: CRC Press. <https://doi.org/10.1201/9781420014372>
- International Diabetes Federation. (2021). *IDF Diabetes Atlas*. Brussel, Belgia. Retrieved October 25, 2021 from IDF website: <https://diabetesatlas.org/regional-factsheets/>
- Ishak, A.R., Puspitaningrum, R., Utari, R.D., Ferania, M., Adhiyanto, C., Nitta, T., Susanto, A.B., Yukio, H. and Yamashiro, Y. (2014). Mutation of mtDNA ND1 Gene in 20 Type 2 Diabetes Mellitus Patients of Gorontaloese and Javanese Ethnicity. *HAYATI Journal of Biosciences*, 21(4), 159–165. <https://doi.org/10.4308/hjb.21.4.159>
- Kementerian Kesehatan Republik Indonesia. (2008). *Riset Kesehatan Dasar 2008*. Jakarta, Indonesia: Kementerian Kesehatan Republik Indonesia. [In Bahasa Indonesia].
- Kusnandar, F. (2019). *Kimia Pangan Komponen Makro*. Jakarta, Indonesia: Bumi Aksara. [In Bahasa Indonesia].
- Kusumaningrum, N.S. and Muin, M. (2019). Analyzing Glycaemic Index amongst Individual with Prediabetes after one year follow up. *Pakistan Journal of Medical Health Science*, 13(1), 280-283.
- Mahan, L.K., Escott-Stump, S. and Raymond, J.L. (Eds.) (2012). *Krause's Food and The Nutrition Care Process*. 13th ed. Elsevier E-Book.
- Manullang, V.A. Pratiwi, S.N. and Afifah, D.N. (2020). Glycaemic index, starch, and protein digestibility in tempeh gembus cookies. *Journal of Food Quality*, 2020, 5903109. <https://doi.org/10.1155/2020/5903109>
- Margareth, J. (2006). Evaluasi mutu gizi dan indeks glikemik produk olahan goreng berbahan dasar tepung ubi jalar (*Ipomoea batatas* L.) klon BB00105.10. Bogor, Indonesia: IPB University, BSc. Thesis. [In Bahasa Indonesia].
- Mohamed S., Hussein R. (1994). Effect of Low Temperature Blanching, Cysteine-HCl, N-Acetyl-L-Cysteine Na Metabisulphite and Drying Temperature on the Firmness and Nutrient Content of Dried Carrots. *Journal of Food Processing and Preservation*, 18(4), 343–348. <https://doi.org/10.1111/j.1745-4549.1994.tb00257.x>
- Purwantoro, R. (2014). Umbi Suweg sebagai Pangan Fungsional untuk Diversifikasi dan Ketahanan Pangan. Indonesia: Balai Pengkajian Teknologi Pertanian Banten. [In Bahasa Indonesia].
- Puspitaningrum, R., Untari, R.F., Ishak, A.R., Ferania, M., Trimurtiati, Adhiyanto, C., Nitta, T., Susanto, A.B., Amelia, R., Yamashiro, Y. and Yukio, H. (2015). Identification of point mutation of *trna* genes in 20 type 2 diabetes mellitus Javanese patients in Yogyakarta, Indonesia. *Asian Journal of Microbiology, Biotechnology and Environmental Sciences*, 17(3), 505–510.
- Riccardi, G., Rivellesse, A.A. and Giacco, R. (2008).

- Role of glycaemic index and glycaemic load in the healthy state, in prediabetes, and in diabetes. *The American Journal of Clinical Nutrition*, 87(1), 269S-274S. <https://doi.org/10.1093/ajcn/87.1.269S>
- U.S. Wheat Associates. (1981). Pedoman pembuatan roti dan kue. Jakarta, Indonesia: Djambatan. [In Bahasa Indonesia].
- Utari, A., Maududi, M.S., Kusumawati, N.R.D. and Mexitalia, M. (2019). Effects of low glycaemic index diet on insulin resistance among obese adolescent with non-alcoholic fatty liver disease: a randomized controlled trial. *Medical Journal of Indonesia*, 28(2), 123–128. <https://doi.org/10.13181/mji.v28i2.2496>
- Wijayanti, L., Rahadiyanti, A, Fitranti, D.Y., Dieny F.F., Anjani, G. and Nissa, C. (2020). Analysis of glycaemic index, glycaemic load and acceptability of enteral formulas based on tempeh flour and jicama flour as innovations for hyperglycaemic patients. *Food Research*, 4(3), 46–53. [https://doi.org/10.26656/fr.2017.4\(S3\).S19](https://doi.org/10.26656/fr.2017.4(S3).S19)
- Winarni, S., Arifan, F., Broto, R.W., Fuadi, A. and Ramadhan, R. (2019). Analysis of glycaemic index of “Gula Semut” through blood glucose level test. *Journal of Physics: Conference Series; Bristol*, 1217, 012138. <https://doi.org/10.1088/1742-6596/1217/1/012138>