

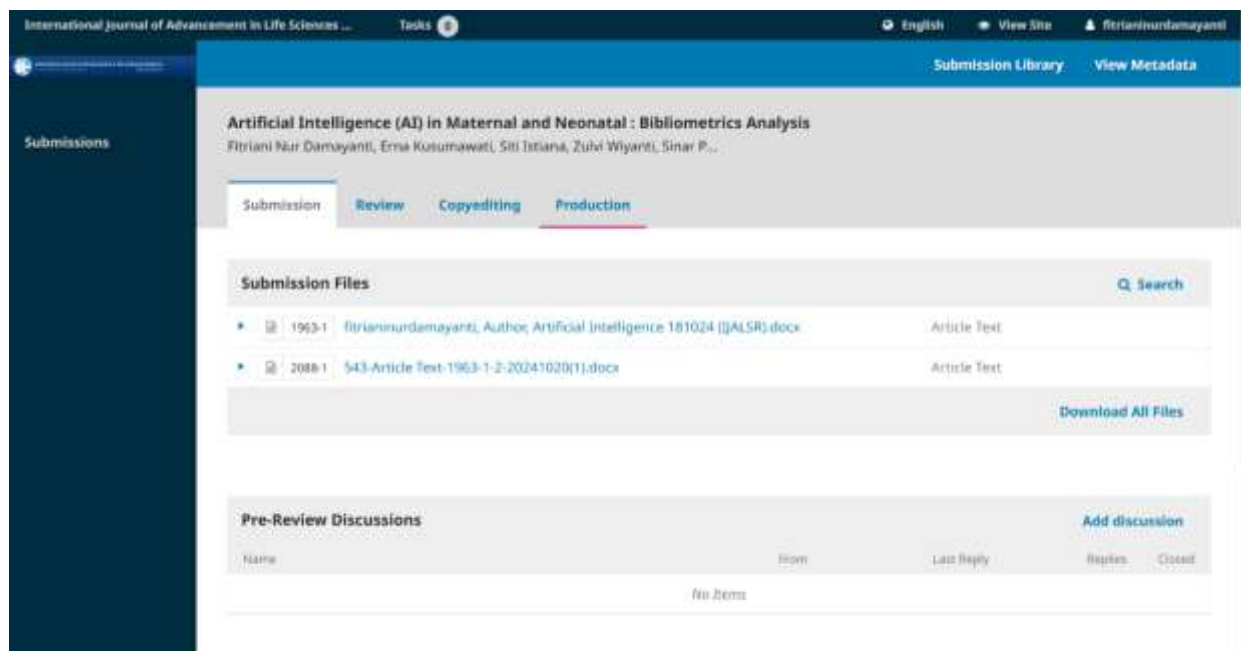
KORESPONDENSI

- **Judul Artikel:** Artificial Intelligence (AI) in Maternal and Neonatal : Bibliometrics Analysis
- **Online ISSN:** 2581-4877
- **DOI:** <https://doi.org/10.31632/ijalsr.2025.v08i01.003>
- **Publish:** International Journal of Advancement in Life Sciences Research, #9 pages, Volume 8 No 1
- **Publisher :** Dr Tarak Nath Podder Memorial Foundation, <http://ijalsr.org/index.php/journal>
- **URL :** <http://ijalsr.org/index.php/journal/article/view/543>
- **Tanggal Publisher:** 31-01-2025

Urutan file ini sebagai berikut:

1. Riwayat Submit
2. Manuskrip yang disubmit
3. Riwayat Review/review substansi
4. Manuskrip setelah review
5. In Press
6. Artikel sudah publish

1. RIWAYAT SUBMIT



2. MANUSKRIP YANG DISUBMIT

Artificial Intelligence (AI) in Maternal and Neonatal Bibliometrics Analysis

¹Fitriani Nur Damayanti, ²Erna Kusumawati, ³Siti Istiana, ⁴Zulvi Wiyanti, ⁵Sinar Pertiwi

^{1,2,3} *Depatment of Midwifery, Universitas Muhammadiyah Semarang, Indonesia*

⁴ *Department of Midwifery, Universitas Prima Nusantara Bukittinggi, Indonesia*

⁵ *Department of Midwives, Tasikmalaya Polytechnic of Health Ministry of Health, Indonesia*

Corresponding: sandeepoddar@lincoln.edu.my

Abstract - Artificial intelligence (AI) is a branch of computer science that focuses on creating devices and models that replicate various human insights. This study aims to ascertain the trend of citations, the quantity of artificial intelligence articles in the field of maternal and neonatal, and the future directions for research themes. Subsequently, this is considered utilized as a source of bibliometric data. This look yielded 84,626 archives. Bibliographic data, quotation data, abstracts and catchphrases, financing points of interest, and other data, counting references, from 41,538 chosen reports were downloaded as ris records on admirable 13 Agustus 2024. The chosen reports were checked for copies and inaccurate things. This ponder conducted a bibliometric investigation of counterfeit insights in maternal and neonatal distributions through <https://app.dimensions.ai/> from 2010 to 2023. This considers appears a few come about. Among the numerous distributions on the subject of manufactured insights in maternal and neonatal have an upward slant, the number of citations on the subject of counterfeit insights in maternal and neonatal has expanded, arrange visualization on the subject of fake insights in maternal and neonatal gives data to discover oddity on points that have not been broadly associated in previous studies, there are 4 clusters surveyed from co-occurrence, overlay visualization on the subject of counterfeit insights in maternal and neonatal gives a drift within the heading off future inquire about themes, thickness visualization on the subject of manufactured insights in maternal and neonatal which is still uncommon. The conclusion of the comes about of this consideration is the advancement of an inquiry guide on manufactured insights in maternal and neonatal.

1. Introduction

Artificial intelligence (AI) (Hassani et al., 2020) is a branch of computer science that focuses on creating devices (Mapari et al., 2024) and models that replicate various human insights (McAdams & Green, 2024). These

models can perform different assignments (Chen et al., 2020), counting learning (Cope et al., 2021), considering (Garvey et al., 2022), and arranging (Hussain & Al-Turjman, 2021), among others (McAdams et al., 2022). AI-based techniques for creating approaches to move forward maternal and neonatal wellbeing (Owusu-Adjei et al., 2024).

Maternal health relates to women's health during pregnancy (Bodunde et al., 2023), childbirth (Silva Rocha et al., 2022), and postpartum (Damayanti et al., 2020). Good perinatal health complements and helps neonatal progress within the first month of life after birth (Ramakrishnan et al., 2021). Perinatal health is defined as the state of well-being during the twenty-second week of pregnancy (or development) (Henry et al., 2022) and the seventh day after birth (Maulana et al., 2023). Appropriate care amid this period is basic to construct a sound establishment for the child (Pammi et al., 2023), which is related to a sound childhood and adulthood (Shrivastava et al., 2023). The first few weeks of a baby's life following perinatal care are referred to as the neonatal period (Tzitiridou-Chatzopoulou et al., 2024).

As the global community strives (Fuller et al., 2023) to ensure maternal and neonatal health and well-being (Medjedovic et al., 2023), AI is emerging (Alkhodari et al., 2023) as a powerful ally in this noble endeavor (Damayanti et al, 2020). AI-driven mortality prediction status (Adegboro et al., 2022), offers insights that can shape the future of maternal and neonatal healthcare (Aninanya et al., 2022) and bring us closer to the goal of ensuring maternal and neonatal health (Yasrebinia & Rezaei, 2024). By bibliometric analysis reviewing the current state of the evolution (Zyoud et al., 2022) and structure of artificial intelligence technology (Ahmad et al., 2022) in maternal and neonatal health care (Berg et al., 2022) , the technology can be used to optimize operational processes (Sibanda et al., 2024).

Over time, there has been a lack of interest in the topic of artificial intelligence (AI) in maternal and neonatal worldwide. As in (Akhmad Fauzy & Supandi, 2022) And (Prabowo et al., 2023), this intriguing information can be looked through Google Patterns by writing the catchphrase: manufactured insights in maternal and neonatal. For illustration, a look from By choosing a web search, January 2004 to Eminent 2024 was covered, and all categories yielded the data shown in Figure 1. The data was collected on December 13, 2024.

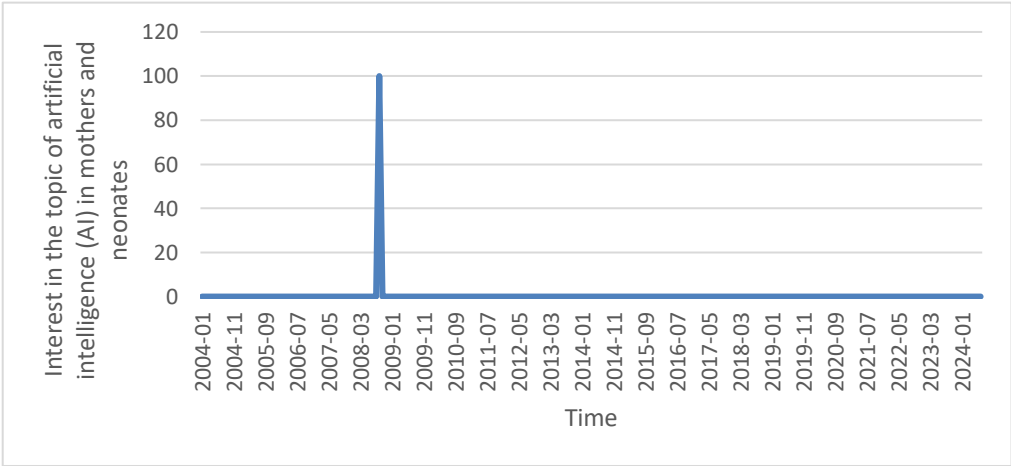


Figure 1. Interest in the subject of artificial intelligence in maternal and neonatal (Data source: Google Trends)

The information outlines the common intrigued in fake insights in maternal and neonatal. On the other hand, analysts who need to investigate artificial insights in maternal and newborns need more information particularly, for illustration of logical distributions within the frame of logical articles and scientific seminar procedures on the subject of manufactured insights in maternal and neonatal. Therefore, data on the topic of artificial insights into maternal and newborns within the shape of logical articles is exceptionally essential.

Researchers need to know about new developments and trends in artificial intelligence for mothers and newborns in the future. This is an issue that comes up with researchers. Nevertheless, there is currently no bibliometric analysis of articles on artificial intelligence in the fields of maternal and neonatal to identify trends and innovations. The present study aims to address two key research questions: (1) What is the trend of publications on the subject of artificial intelligence in mothers and newborns and (2) What is the pattern of citations on the subject? artificial intelligence in expectant mothers and babies, (6) How does the subject of artificial intelligence in mothers and newborns relate to network visualization, (7) how the publication clusters on the topic of artificial intelligence in maternal and newborn reviewed from the co-occurrence, (8) how the overlay visualization on the topic artificial intelligence in maternal and newborn, (9) how is the density visualization on artificial intelligence in maternal and newborn.

The bibliometric investigation may be a measurably based approach to inquiry that visualizes the commitments of scholastic education and changes in inquiries about hotspots (Fu et al., 2023). Bibliometric examination makes a difference in analysts to recognize developing ranges and future headings of the inquiry about space with the assistance of visualization devices (Lam et al., 2022). Bibliometric investigation has been utilized by different creators to assess information hypotheses recorded within the Scopus database (Lam et al., 2022), to evaluate immigration and environmental degradation (Anuar et al., 2022), and to investigate trends in artificial intelligence research in maternal and neonatal (Zhang et al., 2022). In this way, the bibliometric examination may be a logical and quantitative strategy for evaluating distributed articles, which can offer assistance analysts to in discovering improvement patterns, overhauls, and hotspots of certain inquiries about, giving an improvement in future investigations for analysts (Soytas, 2021).

This study aims to ascertain the trend of citations, the quantity of artificial intelligence articles in the field of maternal and neonatal, and the future directions for research themes. Topics related to artificial intelligence in maternal and neonatal are still rare so it is necessary to find novelty artificial intelligence in maternal and neonatal through bibliometric analysis.

2. Methods

Dimension AI has great scope in multidisciplinary diaries and diaries in rising disciplines and encompasses a more extensive scope in books and conference procedures. Subsequently, this is considered utilized as a source of bibliometric data. More particularly, records were looked for the subject of fake insights in maternal and neonatal looked on Admirable 13 Agustus 2024. This look yielded 84,626 archives. Bibliographic data, quotation data, abstracts and catchphrases, financing points of interest, and other data, counting references, from 41,538 chosen reports were downloaded as ris records on admirable 13 Agustus 2024. The chosen reports were checked for copies and inaccurate things.

The ris record was imported into VOSviewer. After that, co-authorship investigation, quotation investigation, co-citation investigation, and watchword co-occurrence examination were performed to uncover the relationship between the most analysts, what sources the researchers usually cite, and the most themes of world (or global) issues, comparative to other bibliometric ponders within the field of natural science and social obligation. The strategy for co-occurrence investigation is as follows. (1) The sort of information is chosen with the choice to make an outline based on test information. This alternative is chosen to form a co-occurrence outline based on content information. (2) The information source is chosen with the alternative to studied information from reference supervisor records. The backed record sorts are RIS, EndNote, and RefWorks. (3) The record sort is chosen as RIS. (4) The areas from which the term will be extricated are chosen with the choice of title and unique areas, disregarding the organized unique name and copyright articulation. (5) The calculation strategy is chosen with the alternative of full tallying. (6) The edge chosen for the least number of events of a term is 10. Out of 9194 terms, there are 244 that meet the limit. (7) The number of terms is as follows. For each of the 173 terms, a pertinence score will be calculated. Based on this score, the foremost pertinent terms will be chosen. The default choice is to choose 60% of important terms. The number of terms to be selected is 104 terms.

3. Results

The search from 2010 to 2023 yielded 41,538 scientific article publications. Number of publications artificial intelligence in maternal and neonatal per year is presented in Figure 3.

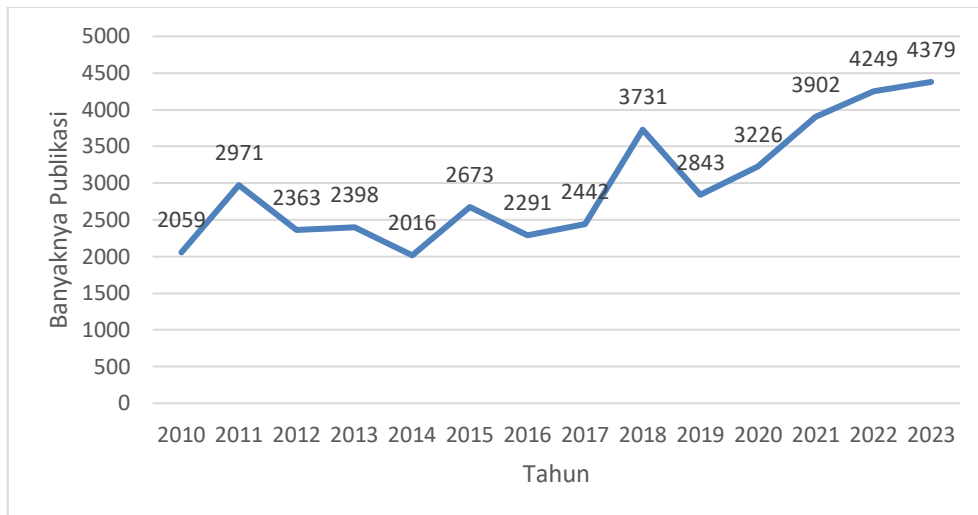


Figure 3. Number of publications on artificial intelligence in maternal and neonatal from 2010 to 2023 (source: <https://app.dimensions.ai/>)

Number of citations artificial intelligence in maternal and neonatal from 2010 to 2023 as many as 1,444,089. The number of citations per year is presented in Figure 4.

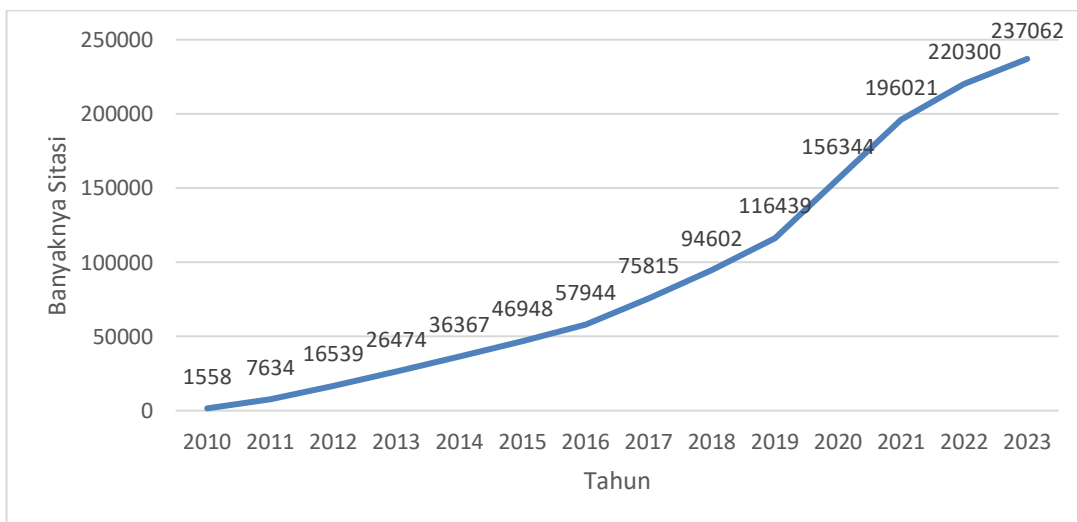


Figure 4. Number of citations for the topic of exclusive breastfeeding success interventions from 2010 to 2024 (source: <https://app.dimensions.ai/>)

Network visualization of these 104 terms are presented in Figure 5.

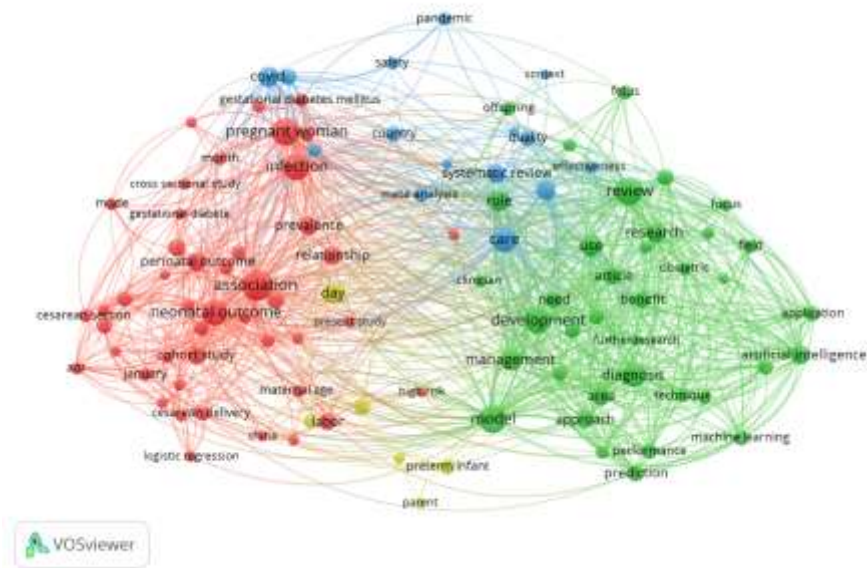


Figure 5. Network visualization (source: VOSviewer and <https://app.dimensions.ai/>)

VOSviewer also provides map overlay visualization. Overlay visualization of these 104 terms are presented in Figure 6.

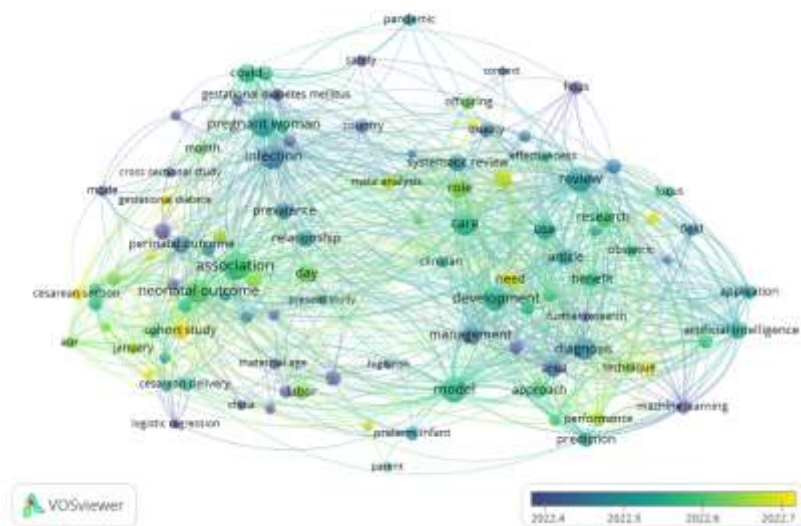
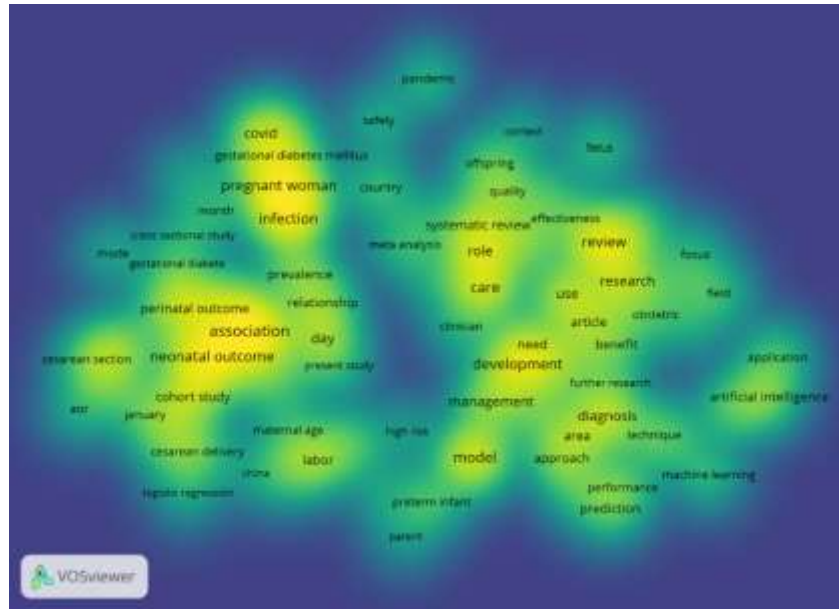


Figure 6. Overlay visualization (source: VOSviewer and <https://app.dimensions.ai/>)

Density visualization of these 104 terms are presented in Figure 7.



4. Discussion

Figure 3. appears that number of publications increasing exponentially from year to year. The littlest distribution happened in 2014 with 2016 distributions. In the interim, the biggest distribution happened in 2023 with 4379 distributions. The normal distribution was 2967. These insights are displayed in Figure 8. Of the 41,538 distributions, the distribution entitled "On AI Approaches for Promoting Maternal and Neonatal Health in Low Resource Settings: A Review"(Khan et al., 2022)is the most relevant. This trend of increasing interest is in line with previous studies (Chang, Jen, & Su, 2022; Shi et al., 2023), which also observed a rise in research on artificial intelligence in nursing between 2017 and 2022. Rapid technological advances and their applications in the healthcare sector likely contributed to this increase, reflecting a shift in focus towards AI research in nursing (Özkaya & Körükcü, 2024). Artificial Intelligence (AI) is a fast-emerging field (Dehraj & Hussain, 2024) that holds promise for improving mother and newborn health as well as obstetric diagnosis, treatment, prevention, and management (Khosravi et al., 2024). Within the space of AI applications in healthcare, inquiries are scattered and divided, making it troublesome to get a clear and comprehensive picture of the current state and future bearings of this developing field, therefore it is important to review recent articles on artificial intelligence in maternal and neonatal.

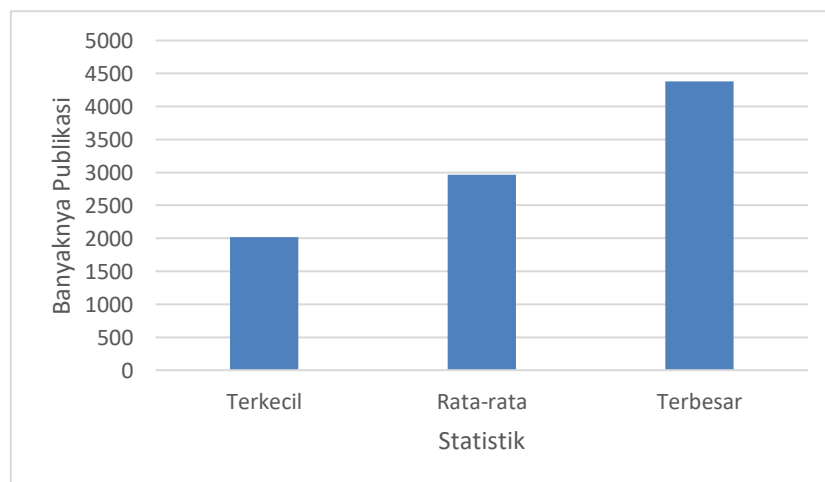


Figure 4 shows that the number of citations from year to year increases exponentially. The smallest number of citations occurred in 2010 with 1,558. Meanwhile, the largest citation occurred in 2023 with 237,062. Meanwhile, the average citation was. These statistics are depicted in Figure 9. The research data reveals that, out of 41,538 publications, the publication entitled "Global burden of 369 diseases and injuries in 204 countries and territories, 1990–2019: a systematic analysis for the Global Burden of Disease Study 2019" (Collaborators et al., 2020) is the most cited. Journals indexed by reputable indexers will be highly cited by other authors. As a result, this article might be consulted when researching the subject of synthetic intelligence in mothers and babies.

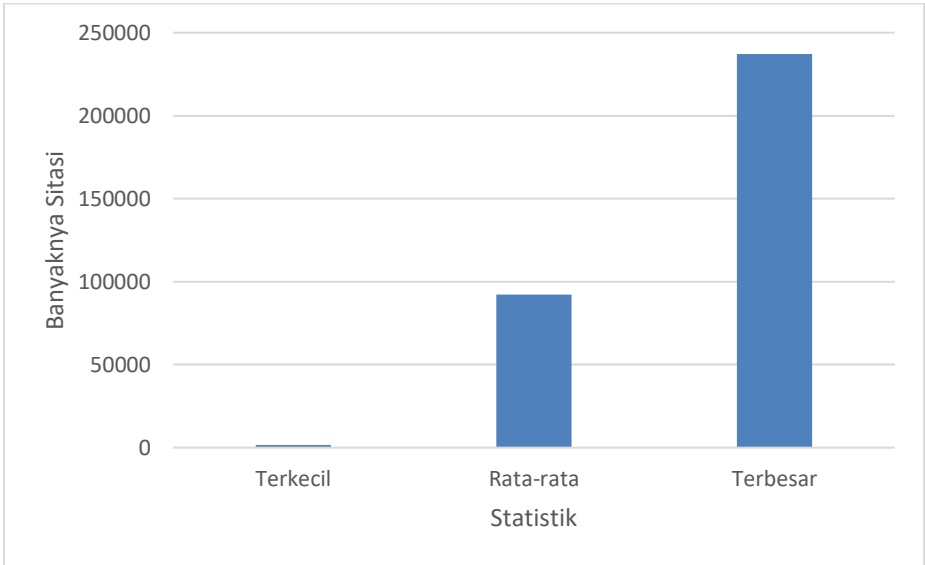


Figure 9. Histogram illustrating the rise in the minimum, mean, and maximum number of citations on the subject of artificial intelligence in maternity and neonatal care.

Two terms connected by a line in an in-network visualization (Figure 5) indicate that the two terms appear together in a title and are distinct. Alternatively, two terms that aren't connected by a line indicate that they are distinct and don't occur together in the title. The inquiry about information uncovered that there were 104 terms, 4 clusters, 3,479 joins, and an interface quality of 9,119. Much research has been done on artificial intelligence in maternal and neonatal. Therefore, the novelty for researchers on the topic of artificial intelligence in maternal and newborn further research can be obtained through research on terms that are not directly connected, for example, preterm infant and parent.

Artificial intelligence (Sitek et al., 2022), profound learning, chance forecast, computerized well-being, telemedicine, wearables, versatile healthcare, and cloud computing stay prevailing inquiries about subjects in 2016-2022 (Gulzar Ahmad et al., 2022).

Of the 104 terms grouped into 4 clusters, cluster 1 (46 terms), cluster 2 (37 terms), cluster 3 (15 terms), and cluster 4 (6 terms). In more detail, these clusters are presented in Table 1.

Table 1 Clusters for artificial intelligence in maternal and neonatal topics (Source: Vosviewer)

Cluster	Number of items	Cluster member items
1	46	Admission, adverse neonatal outcome, adverse outcome, adverse pregnancy outcome, aor, association, bmi, cesarean delivery, cesarean section, china, chorioamnionitis, cohort, cohort study, confidence interval, control, cross sectional study, december, gdm, gestational diabetes, gestational diabetes mellitus, high risk, higher risk, incidence, infection, january, labor, live birth, logistic regression, maternal age, membrane, mode, month, neonatal outcome, odds ratio, perinatal outcome, preeclampsia, pregnancy outcome, pregnant woman, pregnant women, present study, prevalence, relationship, retrospective

		cohort study, retrospective study, vaginal delivery, weeks gestation.
2	37	Accuracy, application, approach, area, article, artificial intelligence, benefit, clinician, detection, development, diagnosis, fetus, field, focus, further research, importance, limitation, literature, machine, machine learning, management, mechanism, model, need , obstetrics, offspring, paper, performance, prediction, prevention, pubmed, research, review, role, screening, technique, use.
3	15	Care, child health, context, country, covid, effectiveness, intervention, meta analysis, middle income country, pandemic, quality, safety, sars cov, stillbirth, systematic review.
4	6	Day, low birth weight, neonatal intensive care unit, nicu, parent, preterm infant.

To track the progress of research titles about artificial intelligence in maternal and neonatal settings, an overlay visualization (Figure 6.) offers an analysis based on the keyword artificial intelligence in maternal and neonatal from 2010 to 2023. The yellow phrase indicates that the keyword is of current research interest based on Figure 6's overlay visualization map (Lam et al., 2022). Therefore, the research trend on artificial intelligence in maternal and newborn currently focusing on terms in yellow, such as meta-analysis, gestational diabetes, and cesarean section.

AI and robotic technologies in healthcare (De Togni et al., 2024) are used for early diagnosis (Zhou et al., 2023), decision-making (Kermani et al., 2023), research (Pedró, 2019), treatment (Wang et al., 2019), education (Sapci & Sapci, 2020), and health maintenance (Li et al., 2023). The utilization of AI to screen and make strides in maternal well-being amid different stages of pregnancy, labor, and postpartum. Opportune administration of different maternal well-being issues, including preterm birth, premature delivery, gestational diabetes, heart infection, and postpartum sadness, can offer assistance in diminishing maternal mortality rates (Khan et al., 2022).

Density visualization (Figure 7.) appears a visualization of the term thickness level demonstrated by color. Blue color demonstrates tall thickness whereas yellow color shows moo thickness. Tall thickness implies that the subject has been broadly utilized in past considers whereas low density implies that the subject is still seldom utilized in past studies. Therefore, the subject inquiry is related to artificial insights in maternal and neonatal. The prescribed subjects are those that have a moo visualization thickness.

5. Conclusion

This ponder conducted a bibliometric investigation of counterfeit insights in maternal and neonatal distributions through <https://app.dimensions.ai/> from 2010 to 2023. This considers appears a few come about. Among the numerous distributions on the subject of manufactured insights in maternal and neonatal have an upward slant, the number of citations on the subject of counterfeit insights in maternal and neonatal has expanded, arrange visualization on the subject of fake insights in maternal and neonatal gives data to discover oddity on points that have not been broadly associated in previous studies, there are 4 clusters surveyed from co-occurrence, overlay visualization on the subject of counterfeit insights in maternal and neonatal gives a drift within the heading off future inquire about themes, thickness visualization on the subject of manufactured insights in maternal and neonatal which is still uncommon. The conclusion of the comes about of this consideration is the advancement of an inquiry guide on manufactured insights in maternal and neonatal.

Even though this consideration has contributed to giving an understanding of the state of the craftsmanship concerning the advancement of fake insights distributions in maternal and neonatal from 2010 to 2023 through <https://app.dimensions.ai/>, this thinks about has impediments. Database <https://app.dimensions.ai/> continuously overhauling modern distributions from time to time. Hence, the bibliometric investigation of manufactured insights in maternal and neonatal can be looked into within a long time. In expansion, this bibliometric examination as it were extricates logical article information from the database <https://app.dimensions.ai/>. Encourage inquiries about including other databases for a broader understanding of counterfeit insights in maternal and neonatal.

Reference

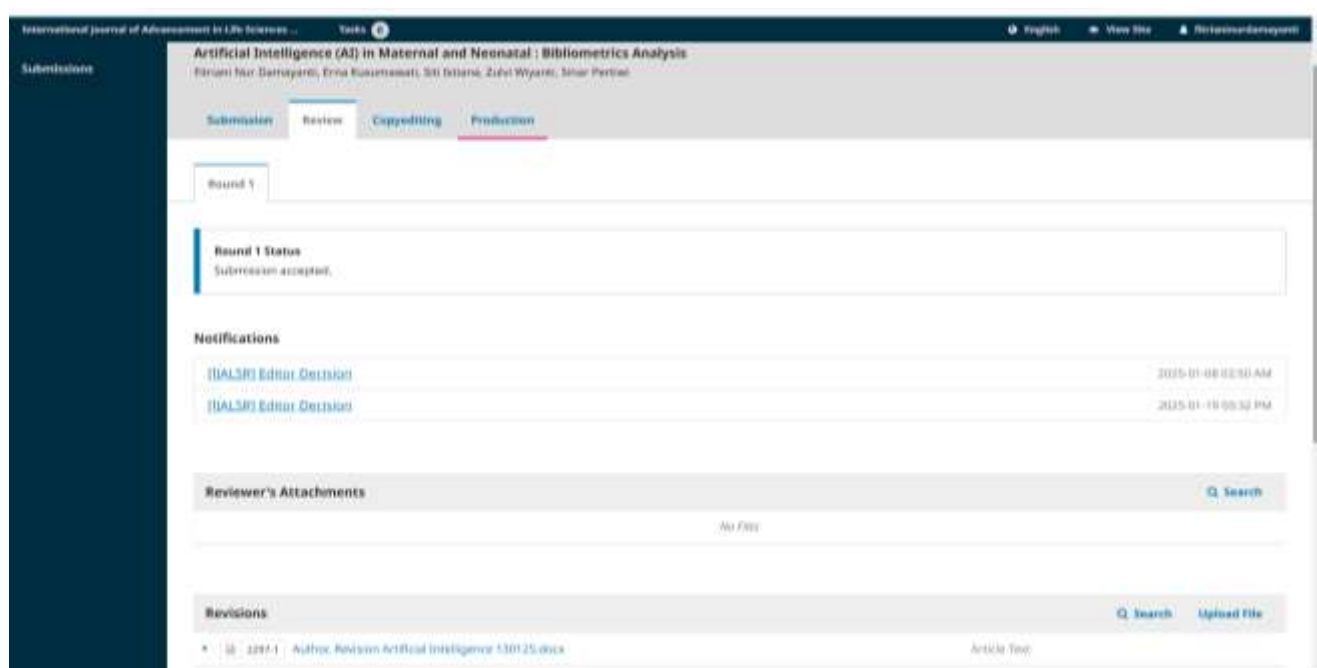
- Adegboro, C. O., Choudhury, A., Asan, O., & Kelly, M. M. (2022). Artificial intelligence to improve health outcomes in the NICU and PICU: a systematic review. *Hospital Pediatrics*, 12(1), 93–110.
- Ahmad, S. G., Iqbal, T., Javaid, A., Munir, E. U., Kirn, N., Jan, S. U., & Ramzan, N. (2022). Sensing and Artificial

- Intelligent Maternal-Infant Health Care Systems: A Review. *Sensors*, 22(12), 4362. <https://doi.org/10.3390/s22124362>
- Akhmad Fauzy, S., & Supandi, E. D. (2022). *Signal Modeling with IG Noise and Parameter Estimation Based on RJMCMC*. <https://doi.org/10.13189/ms.2022.100614>
- Alkhodari, M., Xiong, Z., Khandoker, A. H., Hadjileontiadis, L. J., Leeson, P., & Lapidaire, W. (2023). The role of artificial intelligence in hypertensive disorders of pregnancy: towards personalized healthcare. *Expert Review of Cardiovascular Therapy*, 21(7), 531–543. <https://doi.org/10.1080/14779072.2023.2223978>
- Aninanya, G. A., Williams, J. E., Williams, A., Otupiri, E., & Howard, N. (2022). Effects of computerized decision support on maternal and neonatal health-worker performance in the context of combined implementation with performance-based incentivisation in Upper East Region, Ghana: a qualitative study of professional perspectives. *BMC Health Services Research*, 22(1), 1581. <https://doi.org/10.1186/s12913-022-08940-0>
- Anuar, A., Marwan, N. F., Smith, J., Siriyanun, S., & Sharif, A. (2022). Bibliometric analysis of immigration and environmental degradation: evidence from past decades. *Environ. Sci. Pollut. Res.*, 29(9), 13729–13741. <https://doi.org/10.1007/s11356-021-16470-1>
- Berg, M., Mwambali, S. N., & Bogren, M. (2022). Implementation of a three-pillar training intervention to improve maternal and neonatal healthcare in the Democratic Republic Of Congo: a process evaluation study in an urban health zone. *Global Health Action*, 15(1), 2019391. <https://doi.org/10.1080/16549716.2021.2019391>
- Bodunde, E. O., Buckley, D., O'Neill, E., Maher, G. M., Matvienko-Sikar, K., O'Connor, K., McCarthy, F. P., & Khashan, A. S. (2023). Pregnancy and birth complications associations with long-term adverse maternal mental health outcomes: a systematic review and meta-analysis protocol. *HRB Open Research*, 6, 3. <https://doi.org/10.12688/hrbopenres.13660.3>
- Chen, L., Chen, P., & Lin, Z. (2020). Artificial intelligence in education: A review. *Ieee Access*, 8, 75264–75278.
- Collaborators, G. B. D. 2019 D. and I., Vos, T., Lim, S. S., Abbafati, C., Abbas, K. M., Abbasi, M., Abbasifard, M., Abbasi-Kangevari, M., Abbastabar, H., Abd-Allah, F., Abdelalim, A., Abdollahi, M., Abdollahpour, I., Abolhassani, H., Aboyans, V., Abrams, E. M., Abreu, L. G., Abrigo, M. R. M., Abu-Raddad, L. J., ... Murray, C. J. L. (2020). Global burden of 369 diseases and injuries in 204 countries and territories, 1990–2019: a systematic analysis for the Global Burden of Disease Study 2019. *The Lancet*, 396(10258), 1204–1222. [https://doi.org/10.1016/s0140-6736\(20\)30925-9](https://doi.org/10.1016/s0140-6736(20)30925-9)
- Cope, B., Kalantzis, M., & Sears, D. (2021). Artificial intelligence for education: Knowledge and its assessment in AI-enabled learning ecologies. *Educational Philosophy and Theory*, 53(12), 1229–1245.
- Damayanti et al. (2020). The evidence-based midwife professionalism. *IJFMT*, 14(3), 1877–1881. <https://doi.org/10.37506/ijfmt.v14i3.10699>
- Damayanti, F. N., Absori, A., Wardiono, K., & Rejeki, S. (2020). The comparison of midwives professionalism in indonesia and england. *J. South India Med. Assoc.*, 12(1), 4–9. <https://doi.org/10.26555/novelty.v14i2.a25748>
- De Togni, G., Erikainen, S., Chan, S., & Cunningham-Burley, S. (2024). Beyond the hype: 'Acceptable futures' for AI and robotic technologies in healthcare. *Ai & Society*, 39(4), 2009–2018.
- Dehraj, M. A., & Hussain, S. (2024). Integration Of Artificial Intelligence (AI) To Revolutionize The Learning Opportunities: A. *Migration Letters*, 21(S14), 283–289.
- Fu, Z., Lv, J., Gao, X., Zhang, B., & Li, Y. (2023). Research trends and hotspots evolution of cardiac amyloidosis: a bibliometric analysis from 2000 to 2022. *European*. <https://doi.org/10.1186/s40001-023-01026-5>
- Fuller, S., Kuenstler, M., Snipes, M., Miller, M., & Lutgendorf, M. A. (2023). Obstetrical health care inequities in a universally insured health care system. *AJOG Global Reports*, 3(3), 100256. <https://doi.org/10.1016/j.xagr.2023.100256>
- Garvey, K. V., Thomas Craig, K. J., Russell, R., Novak, L. L., Moore, D., & Miller, B. M. (2022). Considering clinician competencies for the implementation of artificial intelligence–based tools in health care: findings from a scoping review. *JMIR Medical Informatics*, 10(11), e37478.
- Gulzar Ahmad, S., Iqbal, T., Javaid, A., Ullah Munir, E., Kirn, N., Ullah Jan, S., & Ramzan, N. (2022). Sensing and artificial intelligent maternal-infant health care systems: a review. *Sensors*, 22(12), 4362.
- Hassani, H., Silva, E. S., Unger, S., TajMazinani, M., & Mac Feely, S. (2020). Artificial intelligence (AI) or intelligence augmentation (IA): what is the future? *Ai*, 1(2), 8.
- Henry, C., Saffaran, S., Meeus, M., Bates, D., Van Laere, D., Boylan, G., Boardman, J. P., & Sharkey, D. (2022). Application and potential of artificial intelligence in neonatal medicine. *Seminars in Fetal and Neonatal Medicine*, 27(5), 101346.
- Hussain, A. A., & Al-Turjman, F. (2021). Artificial intelligence and blockchain: A review. *Transactions on Emerging Telecommunications Technologies*, 32(9), e4268.
- Kermani, F., Zarkesh, M. R., Vaziri, M., & Sheikhtaheri, A. (2023). A case-based reasoning system for neonatal survival and LOS prediction in neonatal intensive care units: a development and validation study. *Scientific Reports*, 13(1), 8421. <https://doi.org/10.1038/s41598-023-35333-y>
- Khan, M., Khurshid, M., Vatsa, M., Singh, R., Duggal, M., & Singh, K. (2022). On AI Approaches for Promoting

- Maternal and Neonatal Health in Low Resource Settings: A Review. *Frontiers in Public Health*, 10, 880034. <https://doi.org/10.3389/fpubh.2022.880034>
- Khosravi, M., Zare, Z., Mojtabaeian, S. M., & Izadi, R. (2024). Artificial intelligence and decision-making in healthcare: a thematic analysis of a systematic review of reviews. *Health Services Research and Managerial Epidemiology*, 11, 23333928241234864.
- Lam, W. H., Lam, W. S., Jaaman, S. H., & Lee, P. F. (2022). Bibliometric Analysis of Information Theoretic Studies. *Entropy*, 24(10). <https://doi.org/10.3390/e24101359>
- Li, T., Zeng, Y., Fan, X., Yang, J., Yang, C., Xiong, Q., & Liu, P. (2023). A Bibliometric analysis of research articles on midwifery based on the web of science. *Journal of Multidisciplinary Healthcare*, 16, 677–692. <https://doi.org/10.2147/JMDH.S398218>
- Mapari, S. A., Shrivastava, D., Dave, A., Bedi, G. N., Gupta, A., Sachani, P., Kasat, P. R., & Pradeep, U. (2024). Revolutionizing Maternal Health: The Role of Artificial Intelligence in Enhancing Care and Accessibility. *Cureus*, 16(9).
- Maulana, F. I., Lestari, D., Purnomo, A., & Carolina, D. (2023). Applied artificial intelligence in healthcare research with bibliometric approach. *AIP Conference Proceedings*, 2865(1).
- McAdams, R. M., & Green, T. L. (2024). Equitable Artificial Intelligence in Obstetrics, Maternal–Fetal Medicine, and Neonatology. *Obstetrics & Gynecology*, 143(5), 627–632.
- McAdams, R. M., Kaur, R., Sun, Y., Bindra, H., Cho, S. J., & Singh, H. (2022). Predicting clinical outcomes using artificial intelligence and machine learning in neonatal intensive care units: a systematic review. *Journal of Perinatology*, 42(12), 1561–1575. <https://doi.org/10.1038/s41372-022-01392-8>
- Medjedovic, E., Stanojevic, M., Jonuzovic-Prosic, S., Ribic, E., Begic, Z., Cerovac, A., & Badnjevic, A. (2023). Artificial intelligence as a new answer to old challenges in maternal-fetal medicine and obstetrics. *Technology and Health Care, Preprint*, 1–15.
- Owusu-Adjei, M., Ben Hayfron-Acquah, J., Gaddafi, A.-S., & Frimpong, T. (2024). An AI-based approach to predict delivery outcome based on measurable factors of pregnant mothers. *MedRxiv*, 2006–2024.
- Özkaya, M., & Körükcü, Ö. (2024). 2004 'ten 2024 'e Hemşirelikte Yapay Zeka Trendi : Web of Science ' a Dayalı Bibliyometrik Bir Analiz. 5(2), 67–77.
- Pammi, M., Aghaeepour, N., & Neu, J. (2023). Multiomics, artificial intelligence, and precision medicine in perinatology. *Pediatric Research*, 93(2), 308–315.
- Pedró, F. (2019). Artificial intelligence in education: challenges and opportunities for sustainable development. *Unesco*, 46. <https://doi.org/https://doi.org/10.54622/fahima.v3i2.350>
- Prabowo, A., Suparman, S., Li, C. S., & Janan, D. (2023). The effect of reading literacy to mathematics comprehension of elementary school students in Indonesia and Malaysia. *Int J Eval & Res*. <https://doi.org/0.11591/ijere.v12i1.25714>
- Ramakrishnan, R., Rao, S., & He, J.-R. (2021). Perinatal health predictors using artificial intelligence: A review. *Women's Health*, 17, 17455065211046132.
- Sapci, A. H., & Sapci, H. A. (2020). Artificial intelligence education and tools for medical and health informatics students: systematic review. *JMIR Medical Education*, 6(1), e19285.
- Shrivastava, R., Singhal, M., Gupta, M., & Joshi, A. (2023). Development of an artificial intelligence–Guided citizen-centric predictive model for the uptake of maternal health services among pregnant women living in urban slum settings in India: protocol for a cross-sectional study with a mixed methods design. *JMIR Research Protocols*, 12(1), e35452.
- Sibanda, K., Ndayizigamiye, P., & Twinomurinz, H. (2024). Industry 4.0 Technologies in Maternal Health Care: Bibliometric Analysis and Research Agenda. *JMIR Pediatrics and Parenting*, 7, e47848.
- Silva Rocha, E. da, de Moraes Melo, F. L., de Mello, M. E. F., Figueiroa, B., Sampaio, V., & Endo, P. T. (2022). On usage of artificial intelligence for predicting mortality during and post-pregnancy: a systematic review of literature. *BMC Medical Informatics and Decision Making*, 22(1), 334. <https://doi.org/10.1186/s12911-022-02082-3>
- Sitek, A., Seliga-Siwecka, J., Plotka, S., Grzeszczyk, M. K., Seliga, S., Włodarczyk, K., & Bokinić, R. (2022). Artificial intelligence in the diagnosis of necrotising enterocolitis in newborns. *Pediatric Research*, 93(2), 376–381. <https://doi.org/10.1038/s41390-022-02322-2>
- Soytas, R. B. (2021). A bibliometric analysis of publications on covid-19 and older adults. *Ann Geriatr Med Res*, 25(3), 197–203. <https://doi.org/10.4235/agmr.21.0060>
- Tzitiridou-Chatzopoulou, M., Orovou, E., & Zournatzidou, G. (2024). Digital Training for Nurses and Midwives to Improve Treatment for Women with Postpartum Depression and Protect Neonates: A Dynamic Bibliometric Review Analysis. *Healthcare*, 12(10), 1015.
- Wang, C., Zhu, X., Hong, J. C., & Zheng, D. (2019). Artificial intelligence in radiotherapy treatment planning: present and future. *Technology in Cancer Research & Treatment*, 18, 1533033819873922.
- Yasrebinia, S., & Rezaei, M. (2024). Artificial Intelligence for Predicting Neonatal Mortality in Post-Pregnancy: A Systematic Review. *Eurasian Journal of Chemical, Medicinal and Petroleum Research*, 3(1), 81–87.

- Zhang, Y., Lim, D., Yao, Y., Dong, C., & Feng, Z. (2022). Global Research Trends in Radiotherapy for Gliomas: A Systematic Bibliometric Analysis. *World Neurosurg*, 161, e355–e362. <https://doi.org/10.1016/j.wneu.2022.02.001>
- Zhou, Y., Zhu, K., Zhang, X., Zhu, Z., Jiang, L., Xing, L., Xu, B., Ai, T., Liu, Q., Zhao, R., Xu, X., Chen, J., & Zhang, Z. (2023). Clinical Features, Diagnosis, and Treatment of Congenital and Neonatal Tuberculosis: A Retrospective Study. *Neonatology*, 121(1), 81–88. <https://doi.org/10.1159/000534786>
- Zyoud, S. H., Al-Jabi, S. W., Shahwan, M. J., & Jairoun, A. A. (2022). Global research production in neonatal abstinence syndrome: A bibliometric analysis. *World Journal of Clinical Pediatrics*, 11(3), 307–320. <https://doi.org/10.5409/wjcp.v11.i3.307>

3. RIWAYAT REVIEW/REVIEW SUBSTANSI



To Fitriani Nur Damayanti:

We have reached a decision regarding your submission to International Journal of Advancement in Life Sciences Research, "Artificial Intelligence (AI) in Maternal and Neonatal Bibliometrics Analysis".

Our decision is: Revisions Required

Reviewer comments

For author and editor

The article presents an interesting bibliometric analysis of artificial intelligence (AI) in maternal and neonatal care, but there are several drawbacks and limitations that could be addressed:

1. **Lack of Clarity in Writing:** The abstract and conclusion sections contain several awkward phrases and unclear wording, such as "come about" instead of "results" and "counterfeit insights" instead of "artificial intelligence." These issues make the text difficult to read and understand, affecting the overall clarity and flow of the article.
 2. **Lack of Methodological Detail:** The article does not provide enough information on how the bibliometric analysis was conducted. Details on the specific methods used for clustering, co-occurrence analysis, and visualization would enhance the transparency and reproducibility of the study.
 3. **Future Research Directions Are Vague:** While the article mentions potential future directions for AI research in maternal and neonatal care, these suggestions are quite general. More concrete views on specific areas where AI could make a significant impact in this field would provide clearer guidance for future work.
 4. **Inadequate Discussion of Limitations:** While the article mentions the limitation of using a single database, it does not address other potential limitations, such as biases in citation practices or the challenges of interpreting bibliometric data without considering the quality of the studies included.
-
1. **Placement of Graphs and Visual Aids:** In academic writing, graphs, charts, tables, and other visual aids are generally placed in the *Results* section of a research paper. This section is dedicated to presenting and summarizing the data collected during the study in a clear and objective manner. By organizing data through visual means, these aids make complex information more accessible and easier to understand for the reader.

In summary, while the study provides some valuable insights into the use of AI in maternal and neonatal care, improving the clarity of the writing, expanding the scope of the analysis, and addressing the limitations in more detail would strengthen the article.

Sandeep Poddar
ijalsrjournal@gmail.com

4. MANUSKRIP SETELAH REVIEW

Artificial Intelligence (AI) in Maternal and Neonatal: Bibliometrics Analysis

¹Fitriani Nur Damayanti, ²Erna Kusumawati, ³Siti Istiana, ⁴Sandeep Poddar, ⁵Zulvi Wiyanti, Sinar Pertiwi⁶

^{1,2,3} *Department of Midwifery, Universitas Muhammadiyah Semarang, Indonesia*

⁴ *Lincoln University College, Wisma Lincoln, No. 12-18, Jalan 55 6/12, 47301 Petaling Jaya, Selangor Malaysia*

⁵ *Department of Midwifery, Universitas Prima Nusantara Bukittinggi, Indonesia*

⁶ *Department of Midwives, Tasikmalaya Polytechnic of Health Ministry of Health, Indonesia*

Corresponding: sandeep.poddar@lincoln.edu.my

Abstract - Artificial intelligence (AI) is a branch of computer science that focuses on creating devices and models that replicate human insights. As the global community strives to ensure maternal and neonatal health and well-being, AI offers insights that can shape the future of maternal and neonatal healthcare and bring us closer to reviewing the current state of maternal and neonatal health with bibliometric analysis. This study aims to determine the citation trends, quantity of artificial intelligence articles in the maternal and neonatal field, and future directions for the research theme. This study uses the Preferred Reporting Items for Systematic Reviews and Meta-Analyses (PRISMA) research method. The reviewed articles were analyzed using the VOSviewer application. This study yielded the following findings. First, the number of publications and the number of citations on the topic of AI in maternal and neonatal has increased exponentially from year to year. Second, there are 104 items, 4 clusters on the topic of AI in maternal and neonatal. Third, the trend of research related to AI in maternal and neonatal focuses on infection, association, review, development. Fourth, research topics related to AI in maternal and neonatal suggested are topics that have a low density category, namely pandemic, artificial intelligence, parents and safety. Research findings can help related researchers to identify trends and novelties AI in maternal and neonatal and recommend directions for further research.

1. Introduction

Artificial intelligence (AI) [1] is a branch of computer science that focuses on creating devices [2] and models that replicate various human insights [3]. These models can perform different assignments [4], counting learning [5], considering [6], and arranging [7], among others [8]. AI-based techniques for creating approaches to move forward maternal and neonatal wellbeing [9].

Maternal health relates to women's health during pregnancy [10], childbirth [11], and postpartum [12]. Good perinatal health complements and helps neonatal progress within the first month of life after birth [13]. Perinatal health is defined as the state of well-being during the twenty-second week of pregnancy (or development) [14] and the seventh day after birth [15]. Appropriate care amid this period is basic to construct a sound establishment for the child [16], which is related to a sound childhood and adulthood [17]. The first few weeks of a baby's life following perinatal care are referred to as the neonatal period [18].

As the global community strives [19] to ensure maternal and neonatal health and well-being [20], AI is emerging [21] as a powerful ally in this noble endeavor [22]. AI-driven mortality prediction status [23], offers insights that can shape the future of maternal and neonatal healthcare [24] and bring us closer to the goal of ensuring maternal and neonatal health [25]. By bibliometric analysis reviewing the current state of the evolution [26] and structure of artificial intelligence technology [27] in maternal and neonatal health care [28], the technology can be used to optimize operational processes [29].

Over time, there has been a lack of interest in the topic of artificial intelligence (AI) in maternal and neonatal worldwide. As in [30] And [31], this intriguing information can be looked through Google Patterns by writing the catchphrase: manufactured insights in maternal and neonatal. For illustration, a look from By choosing a web search, January 2004 to Eminent 2024 was covered, and all categories yielded the data shown in Figure 1. The data was collected on December 13, 2024.

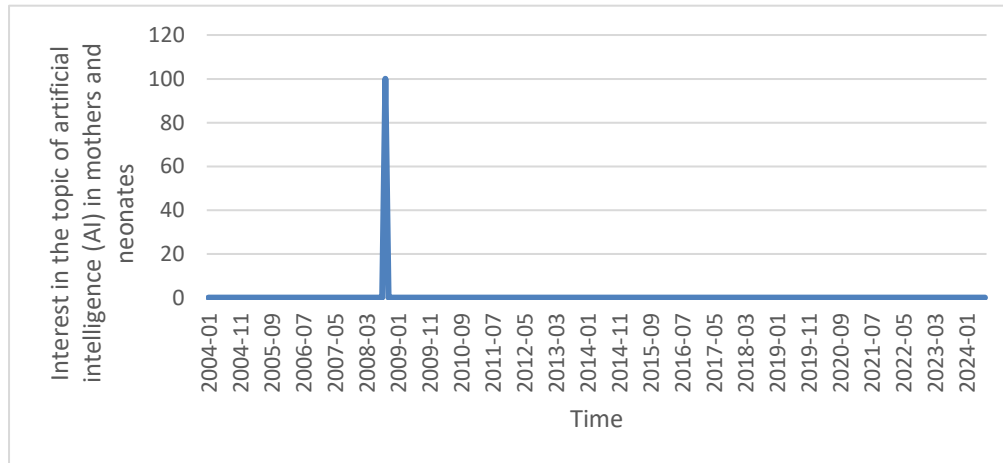


Figure 1. Interest in the subject of artificial intelligence in maternal and neonatal (Data source: Google Trends)

The information outlines the common intrigued in fake insights in maternal and neonatal. On the other hand, analysts who need to investigate artificial insights in maternal and newborns need more information particularly, for illustration of logical distributions within the frame of logical articles and scientific seminar procedures on the subject of manufactured insights in maternal and neonatal. Therefore, data on the topic of artificial insights into maternal and newborns within the shape of logical articles is exceptionally essential.

Researchers need to know about new developments and trends in artificial intelligence for mothers and newborns in the future. This is an issue that comes up with researchers. Nevertheless, there is currently no bibliometric analysis of articles on artificial intelligence in the fields of maternal and neonatal to identify trends and innovations. The present study aims to address two key research questions: (1) What is the trend of publications on the subject of artificial intelligence in mothers and newborns and (2) What is the pattern of citations on the subject? artificial intelligence in expectant mothers and babies, (6) How does the subject of artificial intelligence in mothers and newborns relate to network visualization, (7) how the publication clusters on the topic of artificial intelligence in maternal and newborn reviewed from the co-occurrence, (8) how the overlay visualization on the topic artificial intelligence in maternal and newborn, (9) how is the density visualization on artificial intelligence in maternal and newborn.

The bibliometric investigation may be a measurably based approach to inquiry that visualizes the commitments of scholastic education and changes in inquiries about hotspots [32]. Bibliometric examination makes a difference in analysts to recognize developing ranges and future headings of the inquiry about space with the assistance of visualization devices [33]. Bibliometric investigation has been utilized by different creators to assess information hypotheses recorded within the Scopus database [33], to evaluate immigration and environmental degradation[34], and to investigate trends in artificial

intelligence research in maternal and neonatal[35]. In this way, the bibliometric examination may be a logical and quantitative strategy for evaluating distributed articles, which can offer assistance analysts to in discovering improvement patterns, overhauls, and hotspots of certain inquiries about, giving an improvement in future investigations for analysts [36].

This study aims to ascertain the trend of citations, the quantity of artificial intelligence articles in the field of maternal and neonatal, and the future directions for research themes. Topics related to artificial intelligence in maternal and neonatal are still rare so it is necessary to find novelty artificial intelligence in maternal and neonatal through bibliometric analysis.

2. Methods

Bibliometric analysis is more suitable for quantitative analysis that spreads research papers, terms, and keywords in determining research trends (Syros et al., 2022). In addition, bibliometric analysis is a research method used in knowledge and information libraries. To evaluate research performance (Pahwa et al., 2022). Bibliometric analysis is very important in evaluating the impact of studies where studies are ranked based on the citations received (Page et al., 2021).

The collection database was searched for publications on AI in maternal and neonatal. The search strategy involved the following keywords: “AI” OR “maternal” OR “neonatal” OR “AI in maternal” OR “AI in neonatal” OR “AI in maternal and neonatal” in the title. The type of language and literature were not limited during the retrieval process.

On August 13, 2024, information was retrieved from <https://app.dimensions.ai/>. The Preferred Reporting Items for Meta-Analyses and Systematic Reviews (Page et al., 2021) method was used to extract articles from the database using PRISMA, with "app.dimensions.ai."

This study resulted in 84,626 records. Bibliographic data, citation data, abstracts and slogans, funding key points, and other data, including references, from 41,538 selected reports were downloaded as ris

records on Admirable August 13, 2024. The selected reports were checked for duplicates and inaccuracies.

The ris records were imported into VOSviewer. After that, co-authorship investigation, citation investigation, co-citation investigation, and keyword co-occurrence examination were carried out to reveal the relationship between the most analysts, what sources are usually cited by researchers, and the most themes of world (or global) issues, compared to other bibliometric reflections in the fields of natural science and social obligations. The strategy for co-occurrence investigation is as follows. (1) The type of information is selected with the option to create an outline based on the test information. This alternative is chosen to form an outline of co-occurrence based on content information. (2) The information source is chosen with the information

alternative learned from the reference supervisor notes. The supported note types are RIS, EndNote, and RefWorks. (3) The note type is chosen as RIS. (4) The area from which the terms will be extracted is chosen with the unique title and area options, ignoring the organized unique name and copyright articulation. (5) The calculation strategy is chosen with the full count alternative. (6) The limit chosen for the least number of occurrences of a term is 10. Out of 9194 terms, there are 244 terms that meet the limit. (7) The number of terms is as follows. For every 173 terms, a relevance score will be calculated. Based on this score, the most relevant terms will be selected. The default option is to select 60% of the important terms. The number of terms to be selected is 104 terms.

3. Results

The search from 2010 to 2023 yielded 41,538 scientific article publications. Number of publications

artificial intelligence in maternal and neonatal per year is presented in Figure 2.

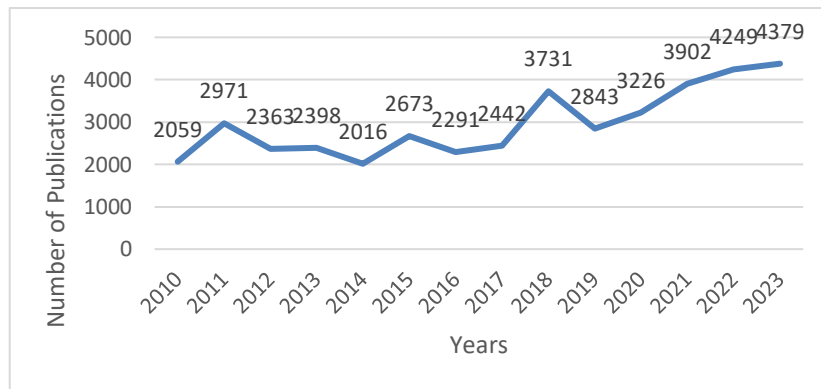


Figure 2. Number of publications on artificial intelligence in maternal and neonatal from 2010 to 2023 (source: <https://app.dimensions.ai/>)

Number of citations artificial intelligence in maternal and neonatal from 2010 to 2023 as many as 1,444,089. The number of citations per year is presented in Figure 3. The highest improvement happened in 2023,

with an increase of 237062 published articles. Meanwhile, the lowest increase happened in 2010 with an increase of only 1558 article.

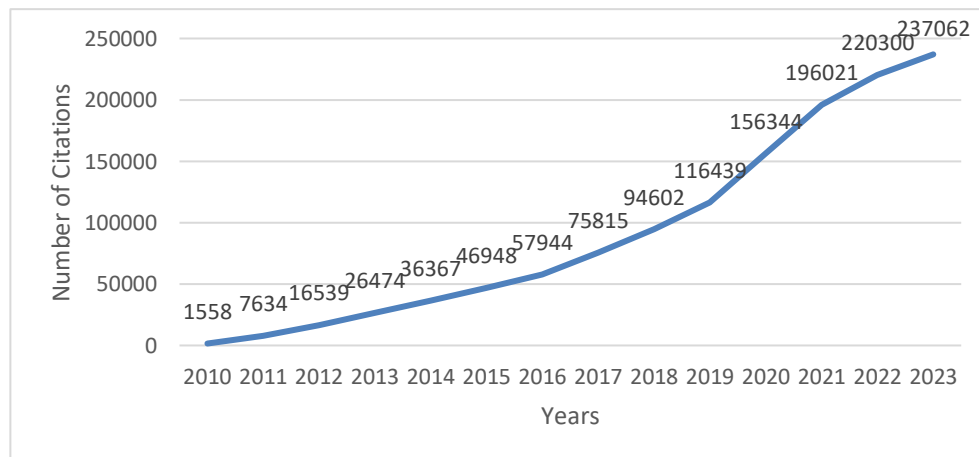


Figure 3. Number of citations for the topic of artificial intelligence in maternal and neonatal from 2010 to 2023 (source: <https://app.dimensions.ai/>)

The network visualization is a line connecting two items indicates that they appear together in the Title and Abstract of a given article. Conversely, the absence of a connecting line signifies that the two

items do not co-occur in the Title and Abstract.

As shown in Figure 4, the visualization includes 104 terms, grouped into 4 clusters, with 4553 connections and a total link strength of 29331.

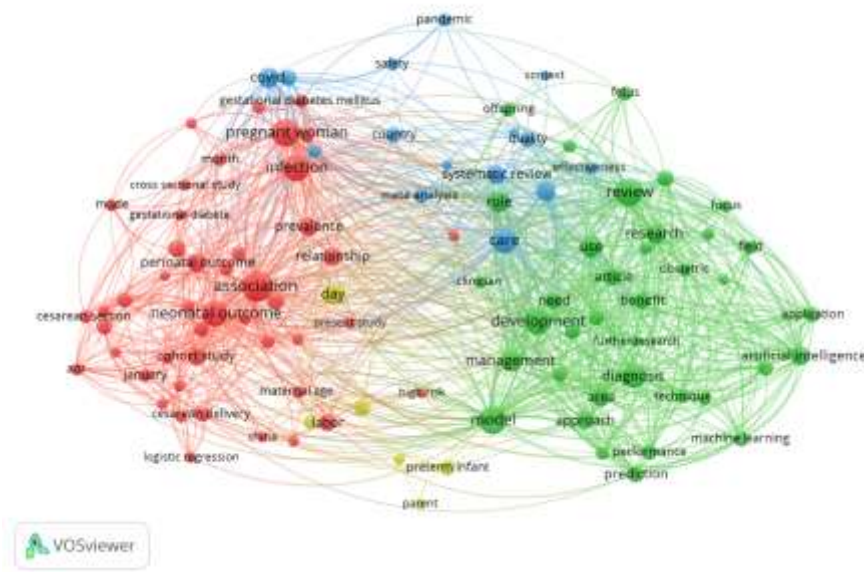


Figure 4. Network visualization (source: VOSviewer and <https://app.dimensions.ai/>)

VOSviewer also provides map overlay visualization. Figure 5 presents the overlay visualization of 104 terms. VOSviewer provides an overlay map visualization to analyse trends based on keywords like “AI in maternal and neonatal” from 2010 to 2023 publications, focusing on studies related to AI maternal and neonatal aspects. In the

overlay visualization shown in Figure 5, the yellow nodes indicate keywords that are currently of significant research interest. For instance, recent studies emphasize trends in AI maternal and neonatal topics, highlighting their relationships and areas of focus in research. There are two clusters formed out of the 4 clusters.

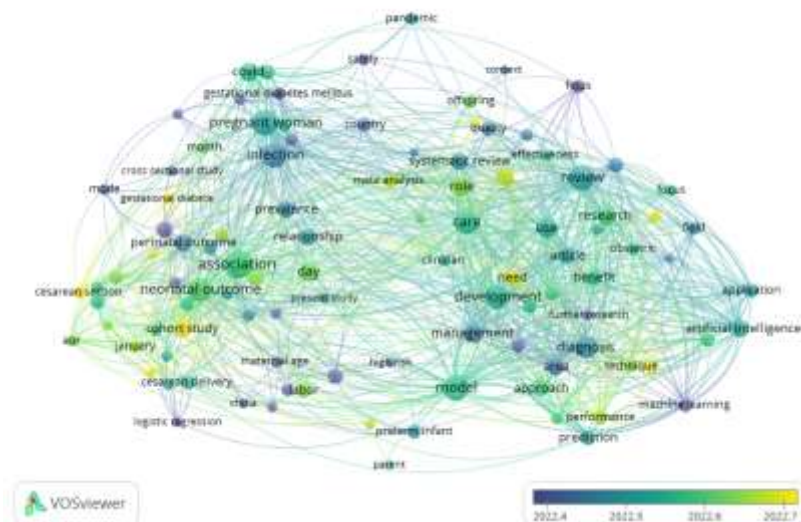


Figure 5. Overlay visualization (source: VOSviewer and <https://app.dimensions.ai/>)

Density visualization of these 104 terms are presented in Figure 6. Visualization density with lots of items there are several items, among other things infection, association, review, development. Some items with colored knots yellow means have lots made a topic in

publication journals before. So, the topic study related to AI in maternal and neonatal is a topic that has visualization density in category low for example pandemic, AI, parents and safety.

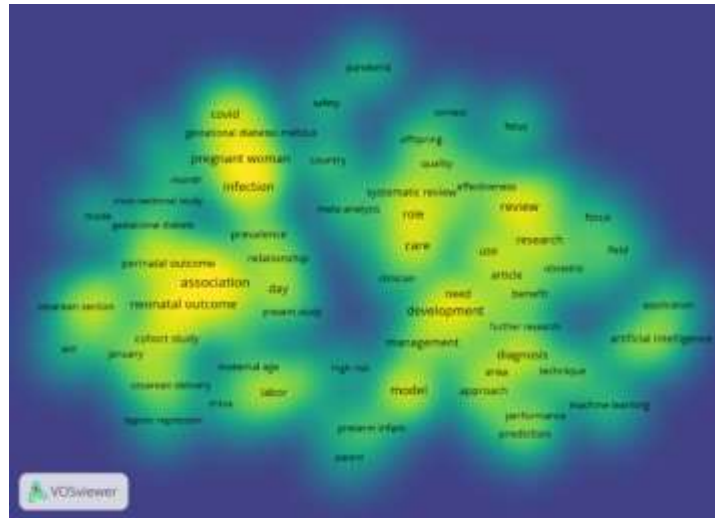


Figure 6. Density visualization (source: VOSviewer and <https://app.dimensions.ai/>)

4. Discussion

The analysis is bibliometric and has been used in studies on the topic of AI in maternal and neonatal. Based figure 2. appears that number of publications increasing exponentially from year to year. The littlest distribution happened in 2010 with 2023 distributions. In the interim, the biggest distribution happened in 2023 with 4379 distributions. The normal distribution was 2967. These insights are displayed in Figure 3. Of the 41,538 distributions, the distribution entitled "On AI Approaches for Promoting Maternal and Neonatal Health in Low Resource Settings: A Review"[37] is the most relevant. This trend of increasing interest is in line with previous studies (Chang, Jen, & Su, 2022; Shi et al., 2023), which

The smallest number of citations occurred in 2010 with 1,558. Meanwhile, the largest citation occurred in 2023 with 237,062. Meanwhile, the average citation was. The research data reveals that, out of 41,538 publications, the publication entitled "Global burden of 369 diseases and injuries in 204 countries and territories, 1990–2019: a systematic analysis for the Global Burden of Disease

Two terms connected by a line in an in-network visualization (Figure 4) indicate that the two terms appear together in a title and are distinct. Alternatively, two terms that aren't connected by a line indicate that they are distinct and don't occur together in the title. The inquiry about information uncovered that there were 104 terms, 4 clusters, 3,479 joins, and an interface quality of 9,119.

also observed a rise in research on artificial intelligence in nursing between 2017 and 2022. Rapid technological advances and their applications in the healthcare sector likely contributed to this increase, reflecting a shift in focus towards AI research in nursing [38]. Artificial Intelligence (AI) is a fast-emerging field [39] that holds promise for improving mother and newborn health as well as obstetric diagnosis, treatment, prevention, and management [40]. Within the space of AI applications in healthcare, inquiries are scattered and divided, making it troublesome to get a clear and comprehensive picture of the current state and future bearings of this developing field, therefore it is important to review recent articles on artificial intelligence in maternal and neonatal [51].

Study 2019" [41] is the most cited. Journals indexed by reputable indexers will be highly cited by other authors. As a result, this article might be consulted when researching the subject of synthetic intelligence in mothers and babies.

Much research has been done on artificial intelligence in maternal and neonatal. Therefore, the novelty for researchers on the topic of artificial intelligence in maternal and newborn further research can be obtained through research on terms that are not directly connected, for example, preterm infant and parent.

Artificial intelligence [42], profound learning, chance forecast, computerized well-being, telemedicine, wearables, versatile healthcare, and cloud computing stay prevailing inquiries about subjects in 2016-2022 [43].

Of the 104 terms grouped into 4 clusters, cluster 1 (46 terms), cluster 2 (37 terms), cluster 3 (15 terms), and cluster 4 (6 terms). In more detail, these clusters are presented in Table 1

Table 1 Clusters for artificial intelligence in maternal and neonatal topics (Source: Vosviewer)

Cluster	Number of items	Cluster member items
1	46	Admission, adverse neonatal outcome, adverse outcome, adverse pregnancy outcome, aor, association, bmi, cesarean delivery, cesarean section, china, chorioamnionitis, cohort, cohort study, confidence interval, control, cross sectional study, december, gdm, gestational diabetes, gestational diabetes mellitus, high risk, higher risk, incidence, infection, january, labor, live birth, logistic regression, maternal age, membrane, mode, month, neonatal outcome, odds ratio, perinatal outcome, preeclampsia, pregnancy outcome, pregnant woman, pregnant women, present study, prevalence, relationship, retrospective cohort study, retrospective study, vaginal delivery, weeks gestation.
2	37	Accuracy, application, approach, area, article, artificial intelligence, benefit, clinician, detection, development, diagnosis, fetus, field, focus, further research, importance, limitation, literature, machine, machine learning, management, mechanism, model, need, obstetrics, offspring, paper, performance, prediction, prevention, pubmed, research, review, role, screening, technique, use.
3	15	Care, child health, context, country, covid, effectiveness, intervention, meta analysis, middle income country, pandemic, quality, safety, sars cov, stillbirth, systematic review.
4	6	Day, low birth weight, neonatal intensive care unit, nicu, parent, preterm infant.

To track the progress of research titles about artificial intelligence in maternal and neonatal settings, an overlay visualization (Figure 5.) offers an analysis based on the keyword artificial intelligence in maternal and neonatal from 2010 to 2023. The yellow phrase indicates that the keyword is of current research interest based on Figure 5 overlay visualization map [33]. Therefore, the research trend on artificial intelligence in maternal and newborn currently focusing on terms in yellow, such as infection, association, review, development.

AI and robotic technologies in healthcare [44] are used for early diagnosis [45], decision-making [46], research [47], treatment [48], education [49], and health maintenance [50]. The utilization of AI to screen and make strides in maternal well-being amid different stages of pregnancy, labor, and postpartum. Opportune administration of different maternal well-being issues, including preterm birth, premature delivery, gestational diabetes, heart infection, and postpartum sadness, can offer assistance in diminishing maternal mortality rates [37].

Density visualization (Figure 6.) appears a visualization of the term thickness level demonstrated by color. Blue color demonstrates tall thickness whereas yellow color shows moo thickness. Tall thickness implies that the subject has been broadly utilized in past considers whereas low density implies that the subject is still seldom utilized in past studies. Therefore, the subject

inquiry is related to artificial insights in maternal and neonatal. The prescribed subjects are those that have a moo visualization thickness.

5. Conclusion

This study conducted a bibliometric analysis of AI publications in maternal and neonatal through app.dimension.ai from 2010 to 2023. This study shows several results. Among the many publications on the topic of AI in maternal and neonatal, there is an increasing trend, the number of citations is increasing. The relationship between the topic of AI in maternal and neonatal with several other topics can be analyzed using VOSviewer, namely network visualization, overlay visualization, and density visualization.

This study displays themes, trends, productive authors, core journals, rankings and collaborations of leading countries, and midwifery policy research groups. This study provides a systematic review of AI in maternal and neonatal over time. The results of research on maternal and neonatal AI trends include infection, association, review, development. Topics related to AI in maternal and neonatal that have the potential to be studied are pandemic, artificial intelligence, parents and safety. The close relationship between the topic of midwifery policy and other topics, namely labor, obstetrics, care, neonatal intensive care unit.

Although this study has contributed to providing

insight into the development of AI publications in maternal and neonatal from 2010 to 2023 through app.dimension.ai, this study has limitations. The app.dimension.ai database continues to update new publications from time to time. Therefore, the bibliometric analysis of AI in maternal and neonatal can be reviewed in the next few years. In addition, this bibliometric analysis only extracts scientific article data from the app.dimension.ai database. Further research is carried out by adding other databases for a broader and more comprehensive understanding of AI in maternal and neonatal.

Reference

- [1] Hassani H, Silva ES, Unger S, TajMazinani M, Mac Feely S. Artificial intelligence (AI) or intelligence augmentation (IA): what is the future? *Ai* 2020;1:8.
- [2] Mapari SA, Shrivastava D, Dave A, Bedi GN, Gupta A, Sachani P, et al. Revolutionizing Maternal Health: The Role of Artificial Intelligence in Enhancing Care and Accessibility. *Cureus* 2024;16.
- [3] McAdams RM, Green TL. Equitable Artificial Intelligence in Obstetrics, Maternal–Fetal Medicine, and Neonatology. *Obstetrics & Gynecology* 2024;143:627–32.
- [4] Chen L, Chen P, Lin Z. Artificial intelligence in education: A review. *Ieee Access* 2020;8:75264–78.
- [5] Cope B, Kalantzis M, Searsmith D. Artificial intelligence for education: Knowledge and its assessment in AI-enabled learning ecologies. *Educational Philosophy and Theory* 2021;53:1229–45.
- [6] Garvey K V, Thomas Craig KJ, Russell R, Novak LL, Moore D, Miller BM. Considering clinician competencies for the implementation of artificial intelligence–based tools in health care: findings from a scoping review. *JMIR Medical Informatics* 2022;10:e37478.
- [7] Hussain AA, Al-Turjman F. Artificial intelligence and blockchain: A review. *Transactions on Emerging Telecommunications Technologies* 2021;32:e4268.
- [8] McAdams RM, Kaur R, Sun Y, Bindra H, Cho SJ, Singh H. Predicting clinical outcomes using artificial intelligence and machine learning in neonatal intensive care units: a systematic review. *Journal of Perinatology* 2022;42:1561–75. <https://doi.org/10.1038/s41372-022-01392-8>.
- [9] Owusu-Adjei M, Ben Hayfron-Acquah J, Gaddafi A-S, Frimpong T. An AI-based approach to predict delivery outcome based on measurable factors of pregnant mothers. *MedRxiv* 2024:2006–24.
- [10] Bodunde EO, Buckley D, O'Neill E, Maher GM, Matvienko-Sikar K, O'Connor K, et al. Pregnancy and birth complications associations with long-term adverse maternal mental health outcomes: a systematic review and meta-analysis protocol. *HRB Open Research* 2023;6:3. <https://doi.org/10.12688/hrbopenres.13660.3>.
- [11] Silva Rocha E da, de Moraes Melo FL, de Mello MEF, Figueiroa B, Sampaio V, Endo PT. On usage of artificial intelligence for predicting mortality during and post-pregnancy: a systematic review of literature. *BMC Medical Informatics and Decision Making* 2022;22:334. <https://doi.org/10.1186/s12911-022-02082-3>.
- [12] Damayanti FN, Absori A, Wardiono K, Rejeki S. The comparison of midwives professionalism in indonesia and england. *J South India Med Assoc* 2020;12:4–9. <https://doi.org/10.26555/novelty.v14i2.a25748>.
- [13] Ramakrishnan R, Rao S, He J-R. Perinatal health predictors using artificial intelligence: A review. *Women's Health* 2021;17:17455065211046132.
- [14] Henry C, Saffaran S, Meeus M, Bates D, Van Laere D, Boylan G, et al. Application and potential of artificial intelligence in neonatal medicine. *Seminars in Fetal and Neonatal Medicine*, vol. 27, Elsevier; 2022, p. 101346.
- [15] Maulana FI, Lestari D, Purnomo A, Carrollina D. Applied artificial intelligence in healthcare research with bibliometric approach. *AIP Conference Proceedings*, vol. 2865, AIP Publishing; 2023.
- [16] Pammi M, Aghaeepour N, Neu J. Multiomics, artificial intelligence, and precision medicine in perinatology. *Pediatric Research* 2023;93:308–15.
- [17] Shrivastava R, Singhal M, Gupta M, Joshi A. Development of an artificial intelligence–Guided citizen-centric predictive model for the uptake of maternal health services among pregnant women living in urban slum settings in India: protocol for a cross-sectional study with a mixed methods design. *JMIR Research Protocols* 2023;12:e35452.
- [18] Tziritidou-Chatzopoulou M, Orovou E, Zournatzidou G. Digital Training for Nurses and Midwives to Improve Treatment for Women with Postpartum Depression and Protect Neonates: A Dynamic Bibliometric Review Analysis. *Healthcare*, vol. 12, MDPI; 2024, p. 1015.
- [19] Fuller S, Kuenstler M, Snipes M, Miller M, Lutgendorf MA. Obstetrical health care inequities in a universally insured health care system. *AJOG Global Reports* 2023;3:100256. <https://doi.org/10.1016/j.xagr.2023.100256>.
- [20] Medjedovic E, Stanojevic M, Jonuzovic-Prosic S, Ribic E, Begic Z, Cerovac A, et al. Artificial intelligence as a new answer to old challenges in maternal-fetal medicine and obstetrics. *Technology and Health Care* 2023:1–15.
- [21] Alkhodari M, Xiong Z, Khandoker AH, Hadjileontiadis LJ, Leeson P, Lapidaire W. The role of artificial intelligence in hypertensive

- disorders of pregnancy: towards personalized healthcare. *Expert Review of Cardiovascular Therapy* 2023;21:531–43. <https://doi.org/10.1080/14779072.2023.2223978>.
- [22] Damayanti et al. The evidence-based midwife professionalism. *IJFMT* 2020;14:1877–81. <https://doi.org/10.37506/ijfmt.v14i3.10699>.
- [23] Adegboro CO, Choudhury A, Asan O, Kelly MM. Artificial intelligence to improve health outcomes in the NICU and PICU: a systematic review. *Hospital Pediatrics* 2022;12:93–110.
- [24] Aninanya GA, Williams JE, Williams A, Otupiri E, Howard N. Effects of computerized decision support on maternal and neonatal health-worker performance in the context of combined implementation with performance-based incentivisation in Upper East Region, Ghana: a qualitative study of professional perspectives. *BMC Health Services Research* 2022;22:1581. <https://doi.org/10.1186/s12913-022-08940-0>.
- [25] Yasrebinia S, Rezaei M. Artificial Intelligence for Predicting Neonatal Mortality in Post-Pregnancy: A Systematic Review. *Eurasian Journal of Chemical, Medicinal and Petroleum Research* 2024;3:81–7.
- [26] Zyoud SH, Al-Jabi SW, Shahwan MJ, Jairoun AA. Global research production in neonatal abstinence syndrome: A bibliometric analysis. *World Journal of Clinical Pediatrics* 2022;11:307–20. <https://doi.org/10.5409/wjcp.v11.i3.307>.
- [27] Ahmad SG, Iqbal T, Javaid A, Munir EU, Kirn N, Jan SU, et al. Sensing and Artificial Intelligent Maternal-Infant Health Care Systems: A Review. *Sensors* 2022;22:4362. <https://doi.org/10.3390/s22124362>.
- [28] Berg M, Mwambali SN, Bogren M. Implementation of a three-pillar training intervention to improve maternal and neonatal healthcare in the Democratic Republic Of Congo: a process evaluation study in an urban health zone. *Global Health Action* 2022;15:2019391. <https://doi.org/10.1080/16549716.2021.2019391>.
- [29] Sibanda K, Ndayizigamiye P, Twinomurinzi H. Industry 4.0 Technologies in Maternal Health Care: Bibliometric Analysis and Research Agenda. *JMIR Pediatrics and Parenting* 2024;7:e47848.
- [30] Akhmad Fauzy S, Supandi ED. Signal Modeling with IG Noise and Parameter Estimation Based on RJMCMC 2022. <https://doi.org/10.13189/ms.2022.100614>.
- [31] Prabowo A, Suparman S, Li CS, Janan D. The effect of reading literacy to mathematics comprehension of elementary school students in Indonesia and Malaysia. *Int J Eval & Res* 2023. <https://doi.org/0.11591/ijere.v12i1.25714>.
- [32] Fu Z, Lv J, Gao X, Zhang B, Li Y. Research trends and hotspots evolution of cardiac amyloidosis: a bibliometric analysis from 2000 to 2022. *European* 2023. <https://doi.org/10.1186/s40001-023-01026-5>.
- [33] Lam WH, Lam WS, Jaaman SH, Lee PF. Bibliometric Analysis of Information Theoretic Studies. *Entropy* 2022;24. <https://doi.org/10.3390/e24101359>.
- [34] Anuar A, Marwan NF, Smith J, Siriyanun S, Sharif A. Bibliometric analysis of immigration and environmental degradation: evidence from past decades. *Environ Sci Pollut Res* 2022;29:13729–41. <https://doi.org/10.1007/s11356-021-16470-1>.
- [35] Zhang Y, Lim D, Yao Y, Dong C, Feng Z. Global Research Trends in Radiotherapy for Gliomas: A Systematic Bibliometric Analysis. *World Neurosurg* 2022;161:e355–62. <https://doi.org/10.1016/j.wneu.2022.02.001>.
- [36] Soytaş RB. A bibliometric analysis of publications on covid-19 and older adults. *Ann Geriatr Med Res* 2021;25:197–203. <https://doi.org/10.4235/agmr.21.0060>.
- [37] Khan M, Khurshid M, Vatsa M, Singh R, Duggal M, Singh K. On AI Approaches for Promoting Maternal and Neonatal Health in Low Resource Settings: A Review. *Frontiers in Public Health* 2022;10:880034. <https://doi.org/10.3389/fpubh.2022.880034>.
- [38] Özkaya M, Körükcü Ö. 2004 ' ten 2024 ' e Hemşirelikte Yapay Zeka Trendi: Web of Science ' a Dayalı Bibliyometrik Bir Analiz 2024;5:67–77.
- [39] Dehraj MA, Hussain S. Integration Of Artificial Intelligence (AI) To Revolutionize The Learning Opportunities: A. *Migration Letters* 2024;21:283–9.
- [40] Khosravi M, Zare Z, Mojtabaeian SM, Izadi R. Artificial intelligence and decision-making in healthcare: a thematic analysis of a systematic review of reviews. *Health Services Research and Managerial Epidemiology* 2024;11:23333928241234864.
- [41] Collaborators GBD 2019 D and I, Vos T, Lim SS, Abbafati C, Abbas KM, Abbasi M, et al. Global burden of 369 diseases and injuries in 204 countries and territories, 1990–2019: a systematic analysis for the Global Burden of Disease Study 2019. *The Lancet* 2020;396:1204–22. [https://doi.org/10.1016/s0140-6736\(20\)30925-9](https://doi.org/10.1016/s0140-6736(20)30925-9).
- [42] Sitek A, Seliga-Siwecka J, Płotka S, Grzeszczyk MK, Seliga S, Włodarczyk K, et al. Artificial intelligence in the diagnosis of necrotising enterocolitis in newborns. *Pediatric Research* 2022;93:376–81. <https://doi.org/10.1038/s41390-022-02322-2>.
- [43] Gulzar Ahmad S, Iqbal T, Javaid A, Ullah Munir E, Kirn N, Ullah Jan S, et al. Sensing and artificial intelligent maternal-infant health care systems: a review. *Sensors* 2022;22:4362.
- [44] De Togni G, Erikainen S, Chan S, Cunningham-Burley S. Beyond the hype: 'Acceptable futures'

for AI and robotic technologies in healthcare. *Ai & Society* 2024;39:2009–18.

- [45] Zhou Y, Zhu K, Zhang X, Zhu Z, Jiang L, Xing L, et al. Clinical Features, Diagnosis, and Treatment of Congenital and Neonatal Tuberculosis: A Retrospective Study. *Neonatology* 2023;121:81–8. <https://doi.org/10.1159/000534786>.
- [46] Kermani F, Zarkesh MR, Vaziri M, Sheikhtaheri A. A case-based reasoning system for neonatal survival and LOS prediction in neonatal intensive care units: a development and validation study. *Scientific Reports* 2023;13:8421. <https://doi.org/10.1038/s41598-023-35333-y>.
- [47] Pedró F. Artificial intelligence in education: challenges and opportunities for sustainable development. *Unesco* 2019;46. <https://doi.org/https://doi.org/10.54622/fahima.v3i2.350>.
- [48] Wang C, Zhu X, Hong JC, Zheng D. Artificial intelligence in radiotherapy treatment planning: present and future. *Technology in Cancer Research & Treatment* 2019;18:1533033819873922.
- [49] Sapci AH, Sapci HA. Artificial intelligence education and tools for medical and health informatics students: systematic review. *JMIR Medical Education* 2020;6:e19285.
- [50] Li T, Zeng Y, Fan X, Yang J, Yang C, Xiong Q, et al. A Bibliometric analysis of research articles on midwifery based on the web of science. *Journal of Multidisciplinary Healthcare* 2023;16:677–92. <https://doi.org/10.2147/JMDH.S398218>.
- [51] Damayanti, F. N. ., Khasanah, U. ., Poddar, S. ., & Wiyanti, Z. . (2024). Transcendental Regulation Breastfeeding: A Bibliometrics Analysis. *The Malaysian Journal of Nursing (MJN)*, 16(Supplimentary 1), 166-177. <https://doi.org/10.31674/mjn.2024.v16isuppl1.016>

5. IN PRESS

[IJALSR] Editor Decision

2025-01-19 03:32 PM

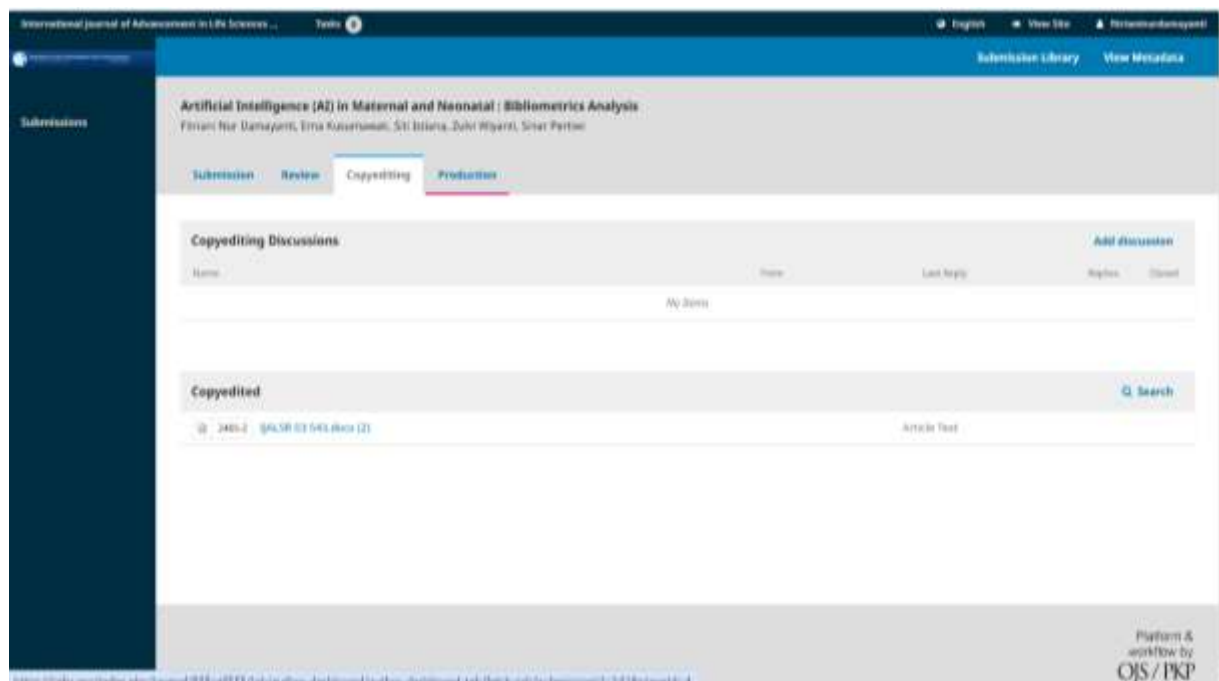
Fitriani Nur Damayanti, Erna Kusumawati, Siti Istiana, Zulvi Wiyanti, Sinar Pertiwi:

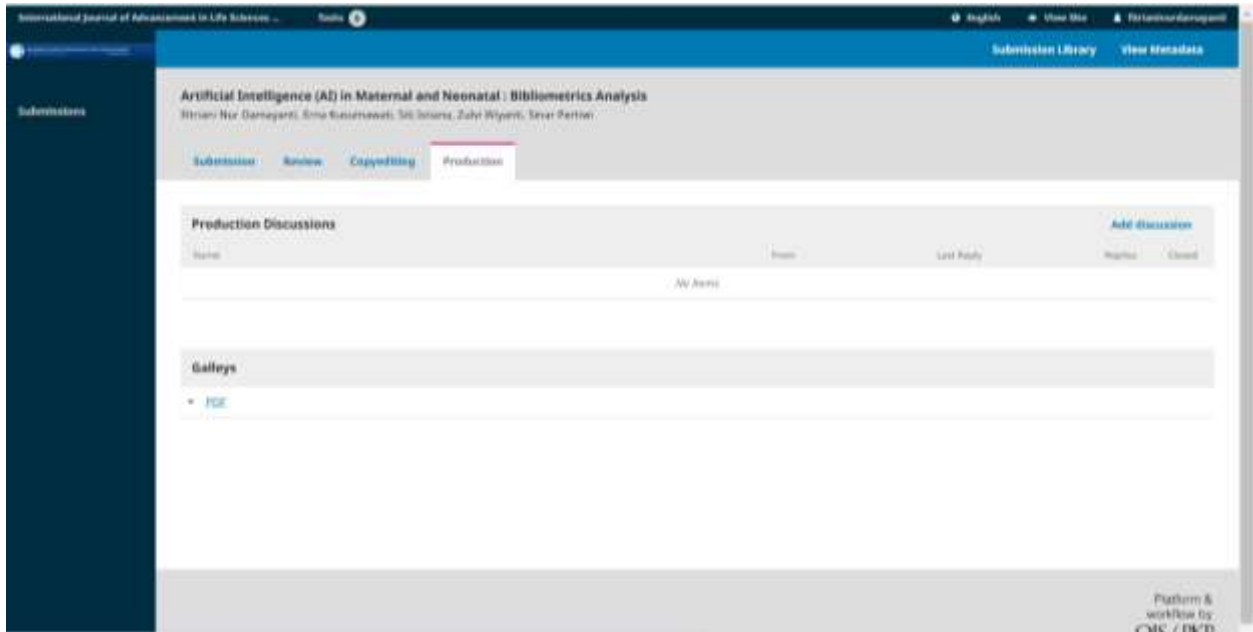
We have reached a decision regarding your submission to International Journal of Advancement in Life Sciences Research, "Artificial Intelligence (AI) in Maternal and Neonatal Bibliometrics Analysis".

Our decision is to: Accept Submission

Sandeep Poddar
ijalsrjournal@gmail.com

[International Journal of Advancement in Life Sciences Research](#)







Artificial Intelligence (AI) in Maternal and Neonatal: Bibliometrics Analysis

Fitriani Nur Damayanti¹, Erna Kusumawati¹, Siti Istiana¹, Zulvi Wiyanti², Sinar Pertiwi³

¹ Department of Midwifery, Universitas Muhammadiyah Semarang, Indonesia

² Department of Midwifery, Universitas Prima Nusantara Bukittinggi, Indonesia

³ Department of Midwives, Tasikmalaya Polytechnic of Health Ministry of Health, Indonesia

*Corresponding Author's Email: sandeepoddar@lincoln.edu.my

Abstract

Background: Artificial intelligence (AI) is a branch of computer science that focuses on creating devices and models that replicate human insights. As the global community strives to ensure maternal and neonatal health and well-being, AI offers insights that can shape the future of maternal and neonatal healthcare and bring us closer to reviewing the current state of maternal and neonatal health with bibliometric analysis.

Methods: This study aims to determine the citation trends, quantity of artificial intelligence articles in the maternal and neonatal field, and future directions for the research theme. This study uses the Preferred Reporting Items for Systematic Reviews and Meta-Analyses (PRISMA) research method. The reviewed articles were analyzed using the VOS viewer application.

Results: This study yielded the following findings. First, the number of publications and the number of citations on the topic of AI in maternal and neonatal has increased exponentially from year to year. Second, there are 104 items, 4 clusters on the topic of AI in maternal and neonatal. Third, the trend of research related to AI in maternal and neonatal focuses on infection, association, review, development. Fourth, research topics related to AI in maternal and neonatal suggested are topics that have a low density category, namely pandemic, artificial intelligence, parents and safety.

Conclusion: The integration of AI holds immense potential to revolutionize maternal and neonatal health. Research findings can help related researchers to identify trends and novelties AI in maternal and neonatal and recommend directions for further research.

Keywords: AI, Bibliometric, Maternal, Neonatal

Introduction

Artificial intelligence (AI) (Hassani *et al.*, 2020) is a branch of computer science that focuses on creating devices (Mapari *et al.*, 2024) and models that replicate various human insights (McAdams & Green, 2024). These models can perform different assignments (Chen *et al.*, 2020), counting learning (Cope *et al.*, 2021), considering (Garvey *et al.*, 2022), and arranging (Hussain & Al-Turjman, 2021), among others (McAdams *et al.*, 2022). AI-based techniques for creating approaches to move forward maternal and neonatal wellbeing (Owusu-Adjei *et al.*, 2024).

Maternal health relates to women's health during pregnancy (Bodunde *et al.*, 2023), childbirth (Silva Rocha *et al.*, 2022), and postpartum (Damayanti *et al.*, 2020). Good perinatal health complements and helps neonatal progress within the first month of life after birth (Ramakrishnan *et al.*, 2021). Perinatal health is defined as the state of well-being during the twenty-second week of pregnancy (or development) (Henry *et al.*, 2022) and the seventh day after birth (Maulana *et al.*, 2023). Appropriate care amid this period is basic to construct a sound establishment for the child (Pammi *et al.*, 2022),

which is related to a sound childhood and adulthood (Shrivastava *et al.*, 2023). The first few weeks of a baby's life following perinatal care are referred to as the neonatal period (Tziritidou-Chatzopoulou *et al.*, 2024).

As the global community strives (Fuller *et al.*, 2023) to ensure maternal and neonatal health and well-being (Medjedovic *et al.*, 2023), AI is emerging (Alkhodari *et al.*, 2023) as a powerful ally in this noble endeavor (Damayanti *et al.*, 2020). AI-driven mortality prediction status (Adegboro *et al.*, 2022), offers insights that can shape the future of maternal and neonatal healthcare (Aninanya *et al.*, 2022) and bring us closer to the goal of ensuring maternal and neonatal health (Yasrebinia & Rezaei, 2024). By bibliometric analysis reviewing the current state of the evolution (Zyoud *et al.*, 2022) and structure of artificial intelligence technology (Ahmad *et al.*, 2022) in maternal and neonatal health care (Berg *et al.*, 2022), the technology can be used to optimize operational processes (Sibanda *et al.*, 2024).

Over time, there has been a lack of interest in the topic of artificial intelligence (AI) in maternal and neonatal worldwide. As in (Akhmad Fauzy & Supandi, 2022) And (Prabowo *et al.*, 2023), this intriguing information can be looked through Google Patterns by writing the catchphrase: manufactured insights in maternal and neonatal. For illustration, a look from By choosing a web search, January 2004 to Eminent 2024 was covered, and all categories yielded the data shown in Figure 1. The data was collected on December 13, 2024.

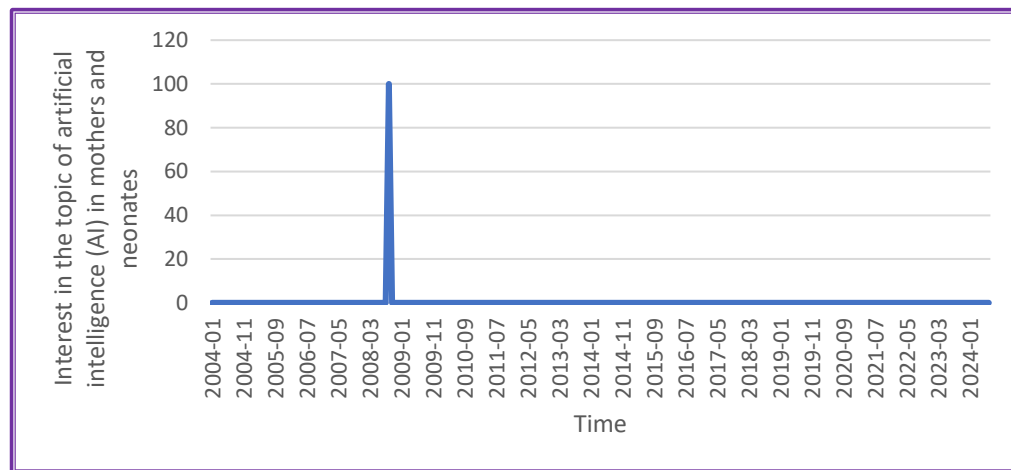


Figure 1. Interest in the subject of artificial intelligence in maternal and neonatal (Data source: Google Trends)

The information outlines the common intrigued in fake insights in maternal and neonatal. On the other hand, analysts who need to investigate artificial insights in maternal and newborns need more information particularly, for illustration of logical distributions within the frame of logical articles and scientific seminar procedures on the subject of manufactured insights in maternal and neonatal. Therefore, data on the topic of artificial insights into maternal and newborns within the shape of logical articles is exceptionally essential.

Researchers need to know about new developments and trends in artificial intelligence for mothers and newborns in the future. This is an issue that comes up with researchers. Nevertheless, there is currently no bibliometric analysis of articles on artificial intelligence in the fields of maternal and neonatal to identify trends and innovations. The present study aims to address two key research questions: (1) What is the trend of publications on the subject of artificial intelligence in mothers and newborns and (2) What is the pattern of citations on the subject? artificial intelligence in expectant mothers and babies, (6) How does the subject of artificial intelligence in mothers and newborns relate to network visualization, (7) how the publication clusters on the topic of artificial intelligence in maternal and newborn reviewed from the co-occurrence, (8) how the overlay visualization on the topic artificial intelligence in maternal and newborn, (9) how is the density visualization on artificial intelligence in maternal and newborn.

The bibliometric investigation may be a measurably based approach to inquiry that visualizes the commitments of scholastic education and changes in inquiries about hotspots (Fu *et al.*, 2023). Bibliometric examination makes a difference in analysts to recognize developing ranges and future headings of the inquiry about space with the assistance of visualization devices (Lam *et al.*, 2022). Bibliometric investigation has been utilized by different creators to assess information hypotheses recorded within the Scopus database (Lam *et al.*, 2022), to evaluate immigration and environmental degradation (Anuar *et al.*, 2022), and to investigate trends in artificial intelligence research in maternal and neonatal (Zhang *et al.*, 2022). In this way, the bibliometric examination may be a logical and quantitative strategy for evaluating distributed articles, which can offer assistance analysts to in discovering improvement patterns, overhauls, and hotspots of certain inquiries about, giving an improvement in future investigations for analysts (Soytas, 2021).

This study aims to ascertain the trend of citations, the quantity of artificial intelligence articles in the field of maternal and neonatal, and the future directions for research themes. Topics related to artificial intelligence in maternal and neonatal are still rare so it is necessary to find novelty artificial intelligence in maternal and neonatal through bibliometric analysis.

Method

Bibliometric analysis is more suitable for quantitative analysis that spreads research papers, terms, and keywords in determining research trends (Syros *et al.*, 2022). In addition, bibliometric analysis is a research method used in knowledge and information libraries. To evaluate research performance (Pahwa *et al.*, 2022). Bibliometric analysis is very important in evaluating the impact of studies where studies are ranked based on the citations received (Page *et al.*, 2021).

The collection database was searched for publications on AI in maternal and neonatal. The search strategy involved the following keywords: "AI" OR "maternal" OR "neonatal" OR "AI in maternal" OR "AI in neonatal" OR "AI in maternal and neonatal" in the title. The type of language and literature were not limited during the retrieval process.

On August 13, 2024, information was retrieved from <https://app.dimensions.ai/>. The Preferred Reporting Items for Meta-Analyses and Systematic Reviews (Page *et al.*, 2021) method was used to extract articles from the database using PRISMA, with "app.dimensions.ai."

The stages in PRISMA include identification, screening, and inclusion. During Stage 1 (Identification), 84,626 records were detected from dimensions.ai, considering each key term search for obstetrics policy, specifying "document type: articles and proceedings," and including "all data published in the years 2010 to 2023." In Stage 2 (Filtering), the "title, abstract" option was selected for each term search. Finally, in Stage 3 (Inclusion), the sample was refined, resulting in 41,538 records accessible for further analysis.

The ris records were imported into VOS viewer. After that, co-authorship investigation, citation investigation, co-citation investigation, and keyword co-occurrence examination were carried out to reveal the relationship between the most analysts, what sources are usually cited by researchers, and the most themes of world (or global) issues, compared to other bibliometric reflections in the fields of natural science and social obligations. The strategy for co-occurrence investigation is as follows. (1) The type of information is selected with the option to create an outline based on the test information. This alternative is chosen to form an outline of co-occurrence based on content information. (2) The information source is chosen with the information alternative learned from the reference supervisor notes. The supported note types are RIS, EndNote, and RefWorks. (3) The note type is chosen as RIS. (4) The area from which the terms will be extracted is chosen with the unique title and area options, ignoring the organized unique name and copyright articulation. (5) The calculation strategy is chosen with the full count alternative. (6) The limit chosen for the least number of occurrences of a term is 10. Out of 9194 terms, there are 244 terms that meet the limit. (7) The number of terms is as follows. For every 173 terms, a relevance score will be calculated. Based on this score, the most relevant terms will be selected. The default option is to select 60% of the important terms. The number of terms to be

selected is 104 terms.

Results

The search from 2010 to 2023 yielded 41,538 scientific article publications. Number of publications artificial intelligence in maternal and neonatal per year is presented in Figure 2.

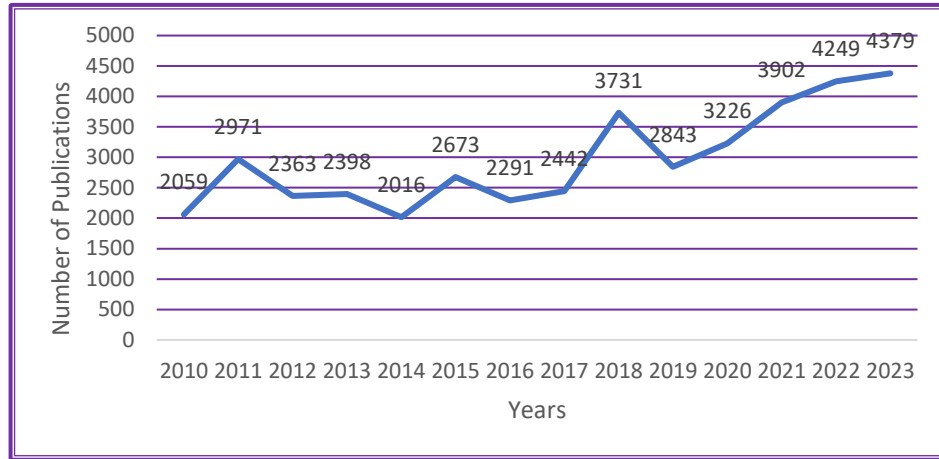


Figure 2. Number of publications on artificial intelligence in maternal and neonatal from 2010 to 2023 (source: <https://app.dimensions.ai/>)

Number of citations artificial intelligence in maternal and neonatal from 2010 to 2023 as many as 1,444,089. The number of citations per year is presented in Figure 3. The highest improvement happened in 2023, with an increase of 237062 published articles. Meanwhile, the lowest increase happened in 2010 with an increase of only 1558 article.

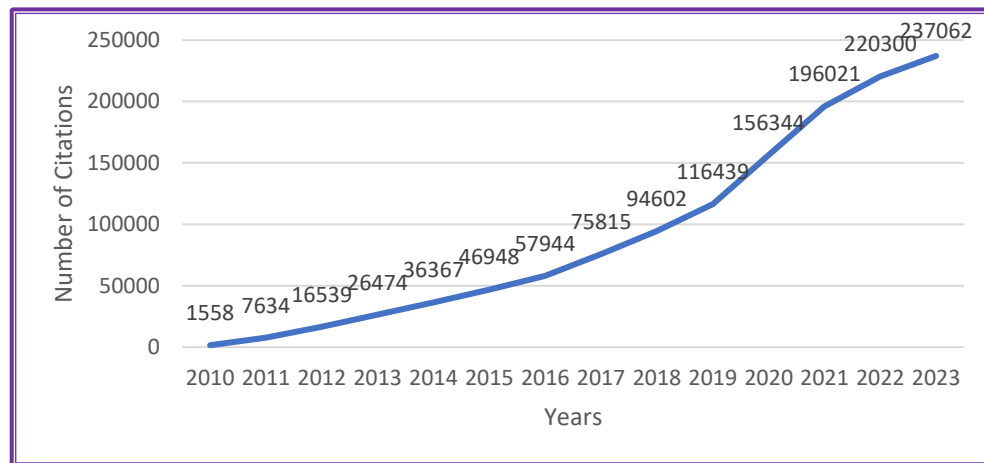


Figure 3. Number of citations for the topic of artificial intelligence in maternal and neonatal from 2010 to 2023 (source: <https://app.dimensions.ai/>)

The network visualization is a line connecting two items indicates that they appear together in the Title and Abstract of a given article. Conversely, the absence of a connecting line signifies that the two items do not co-occur in the Title and Abstract.

As shown in Figure 4, the visualization includes 104 terms, grouped into 4 clusters, with 4553 connections and a total link strength of 29331.

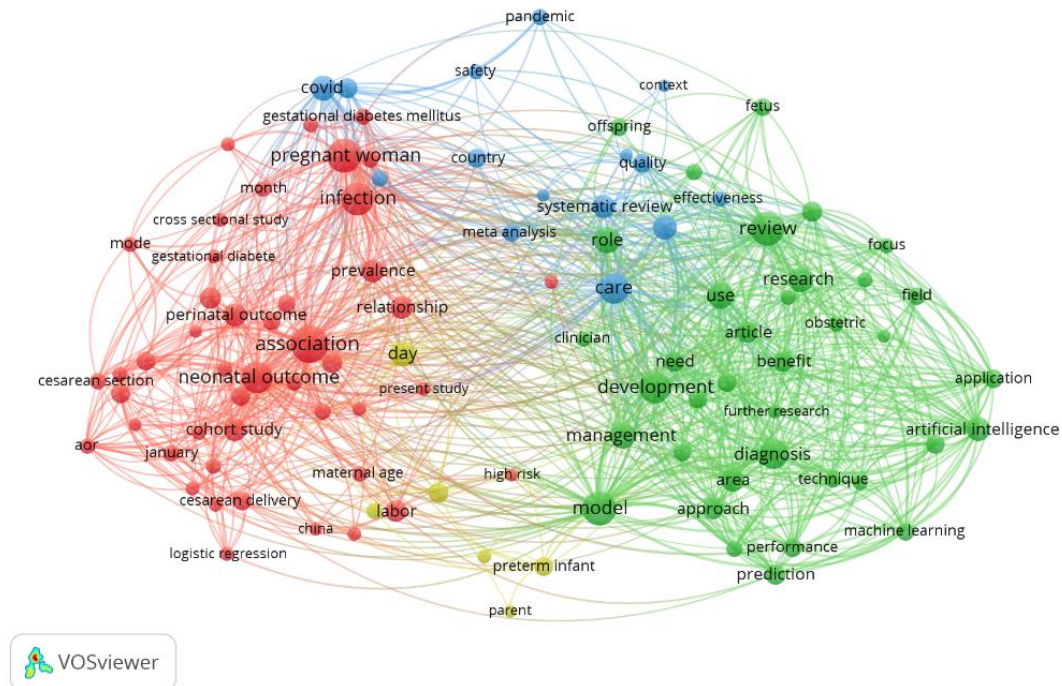


Figure 4. Network visualization (source: VOS viewer and <https://app.dimensions.ai/>)

VOS viewer also provides map overlay visualization. Figure 5 presents the overlay visualization of 104 terms. VOS viewer provides an overlay map visualization to analyse trends based on keywords like “AI in maternal and neonatal” from 2010 to 2023 publications, focusing on studies related to AI maternal and neonatal aspects. In the overlay visualization shown in Figure 5, the yellow nodes indicate keywords that are currently of significant research interest. For instance, recent studies emphasize trends in AI maternal and neonatal topics, highlighting their relationships and areas of focus in research. There are two clusters formed out of the 4 clusters.

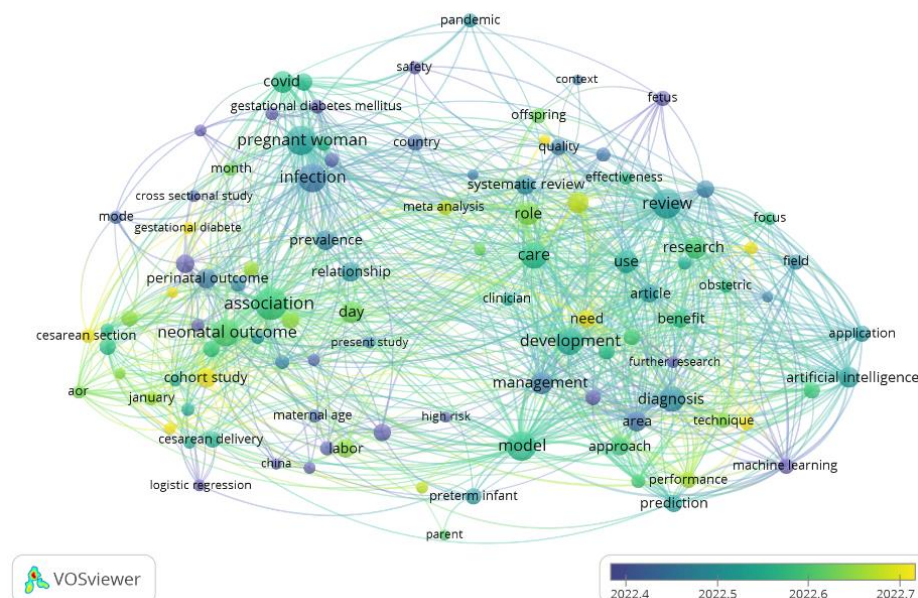


Figure 5. Overlay visualization (source: VOS viewer and <https://app.dimensions.ai/>)

Density visualization of these 104 terms are presented in Figure 6. Visualization density with lots of items there are several items, among other things infection, association, review, development. Some items with colored knots yellow means have lots made a topic in publication journals before. So, the

topic study related to AI in maternal and neonatal is a topic that has visualization density in category low for example pandemic, AI, parents and safety.

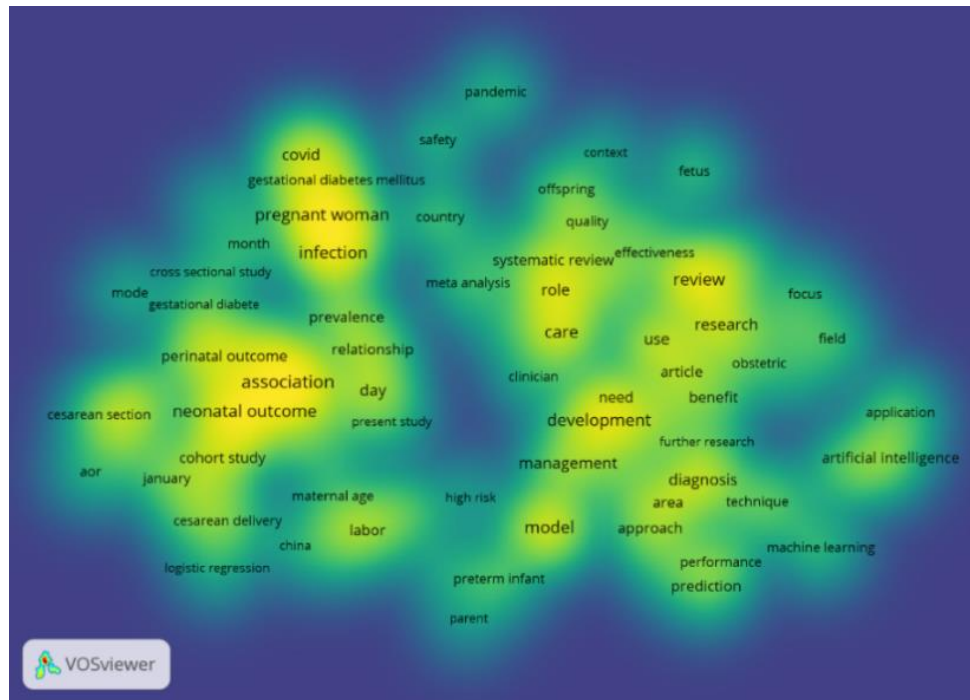


Figure 6. Density visualization (source: VOS viewer and <https://app.dimensions.ai/>)

Discussion

The analysis is bibliometric and has been used in studies on the topic of AI in maternal and neonatal. Based figure 2. appears that number of publications increasing exponentially from year to year. The littlest distribution happened in 2010 with 2023 distributions. In the interim, the biggest distribution happened in 2023 with 4379 distributions. The normal distribution was 2967. These insights are displayed in Figure 3. Of the 41,538 distributions, the distribution entitled "On AI Approaches for Promoting Maternal and Neonatal Health in Low Resource Settings: A Review" (Khan *et al.*, 2022) is the most relevant. This trend of increasing interest is in line with previous studies (Chang, Jen, & Su, 2022; Shi *et al.*, 2023), which also observed a rise in research on artificial intelligence in nursing between 2017 and 2022. Rapid technological advances and their applications in the healthcare sector likely contributed to this increase, reflecting a shift in focus towards AI research in nursing (Özkaya & Körükcü, 2024). Artificial Intelligence (AI) is a fast-emerging field (Dehraj & Hussain, 2024) that holds promise for improving mother and newborn health as well as obstetric diagnosis, treatment, prevention, and management (Khosravi *et al.*, 2024). Within the space of AI applications in healthcare, inquiries are scattered and divided, making it troublesome to get a clear and comprehensive picture of the current state and future bearings of this developing field, therefore it is important to review recent articles on artificial intelligence in maternal and neonatal.

The smallest number of citations occurred in 2010 with 1,558. Meanwhile, the largest citation occurred in 2023 with 237,062. Meanwhile, the average citation was. The research data reveals that, out of 41,538 publications, the publication entitled "Global burden of 369 diseases and injuries in 204 countries and territories, 1990–2019: a systematic analysis for the Global Burden of Disease Study 2019" (Collaborators *et al.*, 2020) is the most cited. Journals indexed by reputable indexers will be highly cited by other authors. As a result, this article might be consulted when researching the subject of synthetic intelligence in mothers and babies.

Two terms connected by a line in an in-network visualization (Figure 4) indicate that the two terms appear together in a title and are distinct. Alternatively, two terms that aren't connected by a line indicate that they are distinct and don't occur together in the title. The inquiry about information uncovered that

there were 104 terms, 4 clusters, 3,479 joins, and an interface quality of 9,119. Much research has been done on artificial intelligence in maternal and neonatal. Therefore, the novelty for researchers on the topic of artificial intelligence in maternal and newborn further research can be obtained through research on terms that are not directly connected, for example, preterm infant and parent.

Artificial intelligence (Sitek *et al.*, 2022), profound learning, chance forecast, computerized well-being, telemedicine, wearables, versatile healthcare, and cloud computing stay prevailing inquiries about subjects in 2016-2022 (Ahmad *et al.*, 2022).

Of the 104 terms grouped into 4 clusters, cluster 1 (46 terms), cluster 2 (37 terms), cluster 3 (15 terms), and cluster 4 (6 terms). In more detail, these clusters are presented in Table 1 Table 1 Clusters for artificial intelligence in maternal and neonatal topics (Source: Vos viewer)

Cluster	Number of items	Cluster member items
1	46	Admission, adverse neonatal outcome, adverse outcome, adverse pregnancy outcome, AOR, association, BMI, cesarean delivery, cesarean section, China, chorioamnionitis, cohort, cohort study, confidence interval, control, cross sectional study, December, GDM, gestational diabetes, gestational diabetes mellitus, high risk, higher risk, incidence, infection, January, labor, live birth, logistic regression, maternal age, membrane, mode, month, neonatal outcome, odds ratio, perinatal outcome, preeclampsia, pregnancy outcome, pregnant woman, pregnant women, present study, prevalence, relationship, retrospective cohort study, retrospective study, vaginal delivery, weeks gestation.
2	37	Accuracy, application, approach, area, article, artificial intelligence, benefit, clinician, detection, development, diagnosis, fetus, field, focus, further research, importance, limitation, literature, machine, machine learning, management, mechanism, model, need, obstetrics, offspring, paper, performance, prediction, prevention, PubMed, research, review, role, screening, technique, use.
3	15	Care, child health, context, country, covid, effectiveness, intervention, meta analysis, middle income country, pandemic, quality, safety, SARS CoV, still birth, systematic review.
4	6	Day, low birth weight, neonatal intensive care unit, NICU, parent, preterm infant.

To track the progress of research titles about artificial intelligence in maternal and neonatal settings, an overlay visualization (Figure 5.) offers an analysis based on the keyword artificial intelligence in maternal and neonatal from 2010 to 2023. The yellow phrase indicates that the keyword is of current research interest based on Figure 5 overlay visualization map (Lam *et al.*, 2022). Therefore, the research trend on artificial intelligence in maternal and new born currently focusing on terms in yellow, such as infection, association, review, and development.

AI and robotic technologies in healthcare (De Togni *et al.*, 2024) are used for early diagnosis (Zhou *et al.*, 2023), decision-making (Kermani *et al.*, 2023), research (Pedró, 2019), treatment (Wang *et al.*, 2019), education (Sapci & Sapci, 2020), and health maintenance (Li *et al.*, 2023). The utilization of AI to screen and make strides in maternal well-being amid different stages of pregnancy, labor, and postpartum. Opportune administration of different maternal well-being issues, including preterm birth, premature delivery, gestational diabetes, heart infection, and postpartum sadness, can offer assistance in diminishing maternal mortality rates (Khan *et al.*, 2022).

Density visualization (Figure 6.) appears a visualization of the term thickness level demonstrated by color. Blue color demonstrates tall thickness whereas yellow color shows moo thickness. Tall thickness implies that the subject has been broadly utilized in past considers whereas low density implies that the subject is still seldom utilized in past studies. Therefore, the subject inquiry is related to artificial insights in maternal and neonatal. The prescribed subjects are those that have a moo visualization thickness.

Conclusion

This bibliometric analysis explored the trends and advancements in AI applications in maternal and neonatal health using the Dimensions.ai database from 2010 to 2023. Findings revealed a steady increase in publications and citations, reflecting growing interest in this field. Using VOS viewer, thematic relationships were identified, highlighting key topics such as infection, review, technological development, and midwifery policies. Emerging areas with significant potential include pandemic preparedness, artificial intelligence applications in maternal safety, and parental roles in neonatal care. The study also identified leading authors, influential journals, collaborative networks, and the contributions of countries and institutions to the field, offering a comprehensive understanding of current research directions.

The integration of AI holds immense potential to revolutionize maternal and neonatal health. Predictive analytics can anticipate preterm births and neonatal infections, enabling early interventions, while AI-driven decision support systems assist healthcare providers in labor management and neonatal care. Practical applications include optimizing NICU resources, improving maternal-fetal monitoring through wearable devices, and supporting pandemic preparedness. Future research should focus on addressing ethical concerns, ensuring equitable access to AI technologies, and improving data privacy and quality. Additionally, studies exploring AI's integration into midwifery policies, its role in emergencies, and longitudinal evaluations of real-world implementation can provide actionable insights to advance maternal and neonatal healthcare globally.

Conflict of Interest

The authors declare that there is no conflict of interest.

Acknowledgment

The authors would like to extend their sincere gratitude to the Universitas Muhammadiyah Semarang for their continued support and provision of research facilities.

References

- Adegboro, C. O., Choudhury, A., Asan, O., & Kelly, M. M. (2022). Artificial intelligence to improve health outcomes in the NICU and PICU: a systematic review. *Hospital Pediatrics*, 12(1), 93–110. <https://doi.org/10.1542/hpeds.2021-006094>
- Alkhodari, M., Xiong, Z., Khandoker, A. H., Hadjileontiadis, L. J., Leeson, P., & Lapidaire, W. (2023). The role of artificial intelligence in hypertensive disorders of pregnancy: towards personalized healthcare. *Expert Review of Cardiovascular Therapy*, 21(7), 531-543. <https://doi.org/10.1080/14779072.2023.2223978>
- Aninanya, G. A., Williams, J. E., Williams, A., Otupiri, E., & Howard, N. (2022). Effects of computerized decision support on maternal and neonatal health-worker performance in the context of combined implementation with performance-based incentivisation in Upper East Region, Ghana: a qualitative study of professional perspectives. *BMC Health Services Research*, 22(1). <https://doi.org/10.1186/s12913-022-08940-0>
- Anuar, A., Marwan, N. F., Smith, J., Siriyanun, S., & Sharif, A. (2022). Bibliometric analysis of immigration and environmental degradation: evidence from past decades. *Environmental Science and Pollution Research*, 29, 13729–13741. <https://doi.org/10.1007/s11356-021-16470-1>
- Berg, M., Mwambali, S. N., & Bogren, M. (2022). Implementation of a three-pillar training intervention to improve maternal and neonatal healthcare in the Democratic Republic of Congo: a process evaluation study in an urban health zone. *Global Health Action*, 15(1). <https://doi.org/10.1080/16549716.2021.2019391>
- Bodunde, E. O., Buckley, D., O'Neill, E., Maher, G. M., Matvienko-Sikar, K., O'Connor, K., ... & Khashan, A. S. (2023). Pregnancy and birth complications associations with long-term adverse maternal mental health outcomes: a systematic review and meta-analysis protocol. *HRB Open Research*, 6(3). <https://doi.org/10.12688/hrbopenres.13660.3>
- Chen, L., Chen, P., & Lin, Z. (2020). Artificial intelligence in education: A review. *IEEE Access*, 8, 75264-75278. <https://doi.org/10.1109/ACCESS.2020.2988510>
- Cope, B., Kalantzis, M., & Sears-Smith, D. (2021). Artificial intelligence for education: Knowledge and its assessment in AI-enabled learning ecologies. *Educational Philosophy and Theory*, 53(12), 1229–1245. <https://doi.org/10.1080/00131857.2020.1728732>

- Damayanti, F. N., Absori, A., Wardiono, K., & Rejeki, S. (2020). The Evidence-Based Midwife Professionalism. *Indian Journal of Forensic Medicine & Toxicology*, 14(3). 1913-1917. <https://doi.org/10.37506/ijfimt.v14i3.10699>
- Damayanti, F. N., Absori, A., Wardiono, K., & Rejeki, S. (2020). The comparison of midwives professionalism in Indonesia and England. *Journal of the South India Medical Association*, 12(1), 4–9. <https://doi.org/10.26555/novelty.v14i2.a25748>
- De Togni, G., Erikainen, S., Chan, S., & Cunningham-Burley, S. (2023). Beyond the hype: 'acceptable futures' for AI and robotic technologies in healthcare. *AI & Society*, 39(4), 1–10. <https://doi.org/10.1007/s00146-023-01659-4>
- Fauzy, A., Suparman., & Supandi, E. D. (2022). Signal Modeling with IG Noise and Parameter Estimation Based on RJMCMC. *Mathematics and Statistics*, 10(6), 1285 – 1292. <https://doi.org/10.13189/ms.2022.100614>
- Fu, Z., Lv, J., Gao, X., Zhang, B., Li, Y., Xu, X., ... & Song, Q. (2023). Research trends and hotspots evolution of cardiac amyloidosis: a bibliometric analysis from 2000 to 2022. *European Journal of Medical Research*, 28(1). <https://doi.org/10.1186/s40001-023-01026-5>
- Fuller, S., Kuenstler, M., Snipes, M., Miller, M., & Lutgendorf, M. A. (2023). Obstetrical health care inequities in a universally insured health care system. *AJOG Global Reports*, 3(3). <https://doi.org/10.1016/j.xagr.2023.100256>
- Garvey, K. V, Thomas Craig, K. J., Russell, R., Novak, L. L., Moore, D., & Miller, B. M. (2022). Considering clinician competencies for the implementation of artificial intelligence–based tools in health care: findings from a scoping review. *JMIR Medical Informatics*, 10(11). <https://doi.org/10.2196/37478>
- Gulzar Ahmad, S., Iqbal, T., Javaid, A., Ullah Munir, E., Kirn, N., Ullah Jan, S., & Ramzan, N. (2022). Sensing and artificial intelligent maternal-infant health care systems: a review. *Sensors*, 22(12). <https://doi.org/10.3390/s22124362>
- Hassani, H., Silva, E. S., Unger, S., TajMazinani, M., & Mac Feely, S. (2020). Artificial intelligence (AI) or intelligence augmentation (IA): what is the future? *Ai*, 1(2). 143-155. <https://doi.org/10.3390/ai1020008>
- Henry, C., Saffaran, S., Meeus, M., Bates, D., Van Laere, D., Boylan, G., Boardman, J. P., & Sharkey, D. (2022). Application and potential of artificial intelligence in neonatal medicine. *Seminars in Fetal and Neonatal Medicine*, 27(5). <https://doi.org/10.1016/j.siny.2022.101346>
- Hussain, A. A., & Al-Turjman, F. (2021). Artificial intelligence and blockchain: A review. *Transactions on Emerging Telecommunications Technologies*, 32(9). <https://doi.org/10.1002/ett.4268>
- Kermani, F., Zarkesh, M. R., Vaziri, M., & Sheikhtaheri, A. (2023). A case-based reasoning system for neonatal survival and LOS prediction in neonatal intensive care units: a development and validation study. *Scientific Reports*, 13(1). <https://doi.org/10.1038/s41598-023-35333-y>
- Khan, M., Khurshid, M., Vatsa, M., Singh, R., Duggal, M., & Singh, K. (2022). On AI approaches for promoting maternal and neonatal health in low resource settings: a review. *Frontiers in Public Health*, 10. <https://doi.org/10.3389/fpubh.2022.880034>
- Khosravi, M., Zare, Z., Mojtabaeian, S. M., & Izadi, R. (2024). Artificial intelligence and decision-making in healthcare: a thematic analysis of a systematic review of reviews. *Health Services Research and Managerial Epidemiology*, 11, <https://doi.org/10.1177/23333928241234863>
- Laghari, M. A., Siddiqui, A., Channa, S. P., Laghari, Z. A., Memon, H. A., Sahito, S., Dehraj, M. A., Hussain, S. (2024). Integration of Artificial Intelligence (AI) to revolutionize the learning opportunities: a review. *Migration Letters*, 21(S14), 283–289. Retrieved from: <https://migrationletters.com/index.php/ml/article/view/11199>
- Lam, W. H., Lam, W. S., Jaaman, S. H., & Lee, P. F. (2022). Bibliometric analysis of information theoretic studies. *Entropy*, 24(10). <https://doi.org/10.3390/e24101359>
- Li, T., Zeng, Y., Fan, X., Yang, J., Yang, C., Xiong, Q., & Liu, P. (2023). A bibliometric analysis of research articles on midwifery based on the web of science. *Journal of Multidisciplinary Healthcare*, 16, 677–692. <https://doi.org/10.2147/JMDH.S398218>
- Mapari, S. A., Shrivastava, D., Dave, A., Bedi, G. N., Gupta, A., Sachani, P., ... & Pradeep, U. (2024). Revolutionizing Maternal Health: The Role of Artificial Intelligence in Enhancing Care and Accessibility. *Cureus*, 16(9). <https://doi.org/10.7759/cureus.69555>
- Maulana, F. I., Lestari, D., Purnomo, A., & Carollina, D. (2023). Applied artificial intelligence in healthcare research with bibliometric approach. *AIP Conference Proceedings*, 2865(1). <https://doi.org/10.1063/5.0183065>
- McAdams, R. M., & Green, T. L. (2024). Equitable Artificial Intelligence in Obstetrics, Maternal–Fetal Medicine, and Neonatology. *Obstetrics & Gynecology*, 143(5), 627-632. <https://doi.org/10.1097/aog.0000000000005563>
- McAdams, R. M., Kaur, R., Sun, Y., Bindra, H., Cho, S. J., & Singh, H. (2022). Predicting clinical outcomes using artificial intelligence and machine learning in neonatal intensive care units: a systematic review. *Journal of Perinatology*, 42(12), 1561-1575. <https://doi.org/10.1038/s41372-022-01392-8>
- Medjedovic, E., Stanojevic, M., Jonuzovic-Prosic, S., Ribic, E., Begic, Z., Cerovac, A., & Badnjevic, A. (2023). Artificial intelligence as a new answer to old challenges in maternal-fetal medicine and obstetrics. *Technology and Health Care*, 32(3), 1273-128. <https://doi.org/10.3233/thc-231482>

- Owusu-Adjei, M., Ben Hayfron-Acquah, J., Gaddafi, A.-S., & Frimpong, T. (2024). An AI-based approach to predict delivery outcome based on measurable factors of pregnant mothers. *medRxiv*, 2024-06. <https://doi.org/10.1101/2024.06.07.24308404>
- Özkaya, M., & Körükcü, Ö. (2024). Trend of artificial intelligence in nursing from 2004 to 2024: a bibliometric analysis based on web of science. *Journal of Innovative Healthcare Practices*, 5(2), 67–77. <http://dx.doi.org/10.58770/joinihp.1481083>
- Pammi, M., Aghaeepour, N., & Neu, J. (2022). Multiomics, artificial intelligence, and precision medicine in perinatology. *Pediatric Research*, 93(2), 308–315. <https://doi.org/10.1038/s41390-022-02181-x>
- Pedró, F., Subosa, M., Rivas, A., & Valverde, P. (2019). Artificial intelligence in education: Challenges and opportunities for sustainable development. *Unesco*, 46 pages. <https://doi.org/10.54622/fahima.v3i2.350>
- Prabowo, A., Suparman, S., Li, C. S., Janan, D., & Damayanti, T. D. (2023). The effect of reading literacy to mathematics comprehension of elementary school students in Indonesia and Malaysia, *International Journal of Evaluation and Research in Education (IJERE)*, 12(1). 546-554. <http://doi.org/10.11591/ijere.v12i1.25714>
- Ramakrishnan, R., Rao, S., & He, J. (2021). Perinatal health predictors using artificial intelligence: A review. *Women's Health*, 17. <https://doi.org/10.1177/17455065211046132>
- Sapci, A. H., & Sapci, H. A. (2020). Artificial intelligence education and tools for medical and health informatics students: systematic review. *JMIR Medical Education*, 6(1). <https://doi.org/10.2196/19285>
- Shrivastava, R., Singhal, M., Gupta, M., & Joshi, A. (2023). Development of an artificial intelligence-guided citizen-centric predictive model for the uptake of maternal health services among pregnant women living in urban slum settings in India: protocol for a cross-sectional study with a mixed methods design. *JMIR Research Protocols*, 12. <https://doi.org/10.2196/35452>
- Sibanda, K., Ndayizigamiye, P., & Twinomurizi, H. (2024). Industry 4.0 technologies in maternal health care: bibliometric analysis and research agenda. *JMIR Pediatrics and Parenting*, 7. <https://pediatrics.jmir.org/2024/1/e47848/citations>
- Silva Rocha, E. da, de Morais Melo, F. L., de Mello, M. E. F., Figueiroa, B., Sampaio, V., & Endo, P. T. (2022). On usage of artificial intelligence for predicting mortality during and post-pregnancy: a systematic review of literature. *BMC Medical Informatics and Decision Making*, 22(1). <https://doi.org/10.1186/s12911-022-02082-3>
- Sitek, A., Seliga-Siwecka, J., Płotka, S., Grzeszczyk, M. K., Seliga, S., Włodarczyk, K., & Bokinić, R. (2022). Artificial intelligence in the diagnosis of necrotising enterocolitis in newborns. *Pediatric Research*, 93(2), 376–381. <https://doi.org/10.1038/s41390-022-02322-2>
- Soytas, R. B. (2021). A bibliometric analysis of publications on COVID-19 and older adults. *Annals of Geriatric Medicine and Research*, 25(3), 197-203. <https://doi.org/10.4235/agmr.21.0060>
- Tziritidou-Chatzopoulou, M., Orovou, E., & Zournatzidou, G. (2024). Digital Training for Nurses and Midwives to Improve Treatment for Women with Postpartum Depression and Protect Neonates: A Dynamic Bibliometric Review Analysis. *Healthcare*, 12(10). <https://doi.org/10.3390/healthcare12101015>
- Vos, T., Lim, S. S., Abbafati, C., Abbas, K. M., Abbasi, M., Abbasifard, M., ... & Bhutta, Z. A. (2020). Global burden of 369 diseases and injuries in 204 countries and territories, 1990–2019: a systematic analysis for the Global Burden of Disease Study 2019. *The Lancet*, 396(10258), 1204-1222. [https://doi.org/10.1016/s0140-6736\(20\)30925-9](https://doi.org/10.1016/s0140-6736(20)30925-9)
- Wang, C., Zhu, X., Hong, J. C., & Zheng, D. (2019). Artificial intelligence in radiotherapy treatment planning: present and future. *Technology in Cancer Research & Treatment*, 18, <https://doi.org/10.1177/1533033819873922>
- Yasrebinia, S., & Rezaei, M. (2024). Artificial intelligence for predicting neonatal mortality in post-pregnancy: a systematic review. *Eurasian Journal of Chemical, Medicinal and Petroleum Research*, 3(1), 81–87. <https://doi.org/10.5281/zenodo.20231109>
- Zhang, Y., Lim, D., Yao, Y., Dong, C., & Feng, Z. (2022). Global research trends in radiotherapy for gliomas: a systematic bibliometric analysis. *World Neurosurgery*, 161, 355–362. <https://doi.org/10.1016/j.wneu.2022.02.001>
- Zhou, Y., Zhu, K., Zhang, X., Zhu, Z., Jiang, L., Xing, L., Xu, B., Ai, T., Liu, Q., Zhao, R., Xu, X., Chen, J., & Zhang, Z. (2023). Clinical features, diagnosis, and treatment of congenital and neonatal tuberculosis: a retrospective study. *Neonatology*, 121(1), 81–88. <https://doi.org/10.1159/000534786>
- Zyoud, S. H., Al-Jabi, S. W., Shahwan, M. J., & Jairoun, A. A. (2022). Global research production in neonatal abstinence syndrome: A bibliometric analysis. *World Journal of Clinical Pediatrics*, 11(3), 307–320. <https://doi.org/10.5409/wjcp.v11.i3.307>